






21	
22	
23	
24	
25	
26	
27	
28	
29	
30	



















# Scarecrow Number Sequence Puzzle



Instructions: print on cardstock paper and cut along the lines so that there are 10 strips per puzzle and laminate. Children place the strips in numerical order. I have made puzzles 1-10 ... 11-20 ... 21-30.

You can stick a self-adhesive magnets on the back (one at the top and one at the bottom) of each strip. Children can then use a metal cookie sheet or other metal surface to put the puzzle together.