

0

2	1	0
---	---	---

1

1	0	2
---	---	---

2

3	2	1
---	---	---

3


2	3	4
---	---	---

4 5 3


6 4 5

5 6 7


8 7 6




7	9	8
---	---	---




9	8	10
---	---	----




11	10	9
----	----	---




10	12	11
----	----	----




12	11	13
----	----	----



14	13	12
----	----	----



13	15	14
----	----	----



15	14	16
----	----	----

16

17	16	15
----	----	----

17

16	18	17
----	----	----

18

18	17	19
----	----	----

19

20	19	18
----	----	----

20

19	21	20
----	----	----

21

21	20	22
----	----	----

22

23	22	21
----	----	----

23

22	24	23
----	----	----



24

24	23	25
----	----	----




25

26	25	24
----	----	----




26

25	27	26
----	----	----




27


27	26	28
----	----	----




29	28	27
----	----	----




28	30	29
----	----	----




30	29	0
----	----	---






0

2	1	0
---	---	---




1

1	0	2
---	---	---



2

3	2	1
---	---	---



3

2	3	4
---	---	---

4

4	5	3
---	---	---

5


6	4	5
---	---	---

6


5	6	7
---	---	---

7


8	7	6
---	---	---




7	9	8
---	---	---




9	8	10
---	---	----



11	10	9
----	----	---



10	12	11
----	----	----



12	11	13
----	----	----



14	13	12
----	----	----




13	15	14
----	----	----



15	14	16
----	----	----




17	16	15
----	----	----



16	18	17
----	----	----



18	17	19
----	----	----



20	19	18
----	----	----




20

19	21	20
----	----	----



21

21	20	22
----	----	----



22

23	22	21
----	----	----



23

22	24	23
----	----	----



24	23	25
----	----	----



26	25	24
----	----	----




25	27	26
----	----	----




27	26	28
----	----	----




29	28	27
----	----	----




28	30	29
----	----	----



30	29	0
----	----	---



Chicka Chicka Boom Boom Number Cover-Ups



Instructions: Print on cardstock paper ... cut out and laminate. Children pick a card and cover up the same number that matches the number on the tree. Children can also use clothespins and clip the matching number. Play continues until all cards have been matched.