

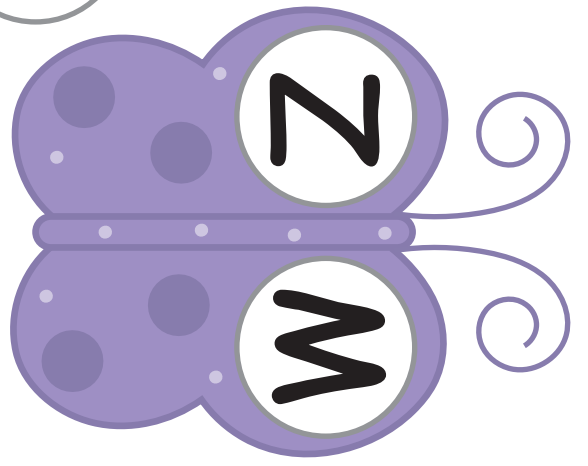
C

T

B

P

Y




H

F

A


Q




I




R




G




O




W



U




D



V





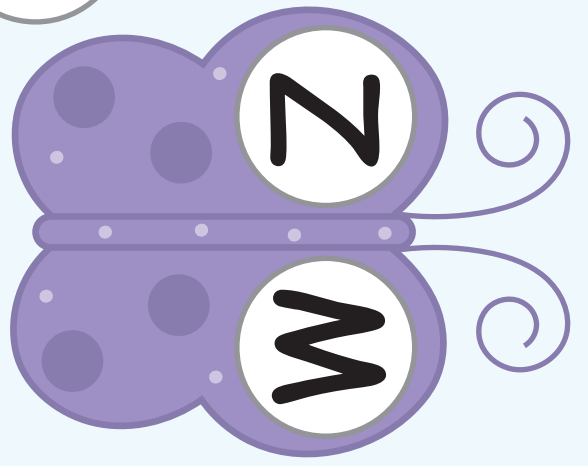
C

T

B

P

Y




H

F

A


Q




I




R




G




O




W




U



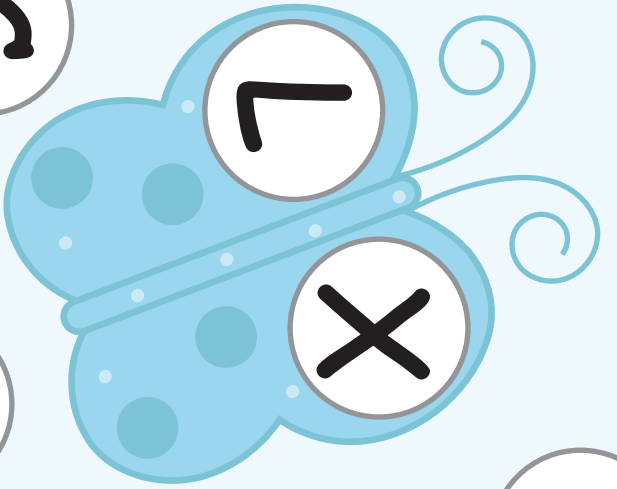
D



V



C



B

W

R

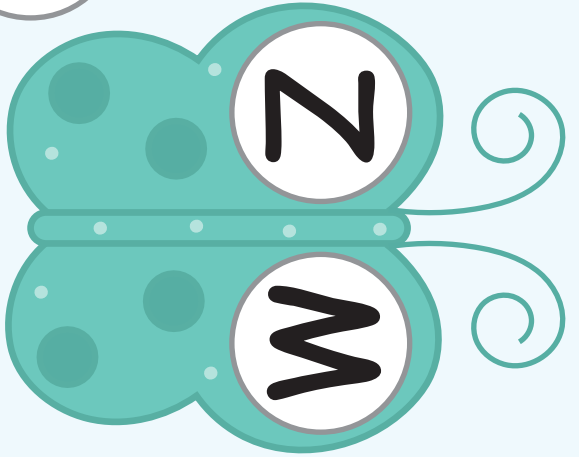
T

Y

P



H



F

U




Q

A




O



G

D

I



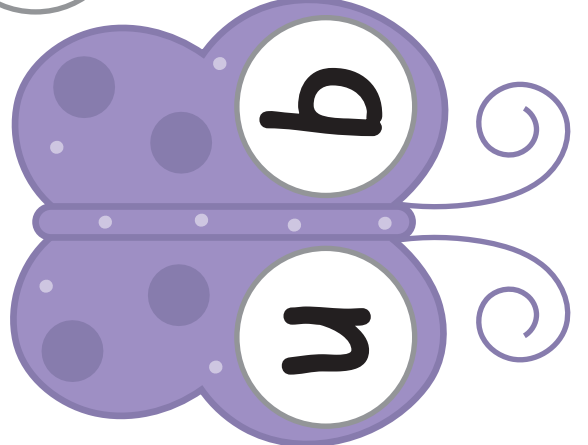
i

f

c

l

h




u


k

t


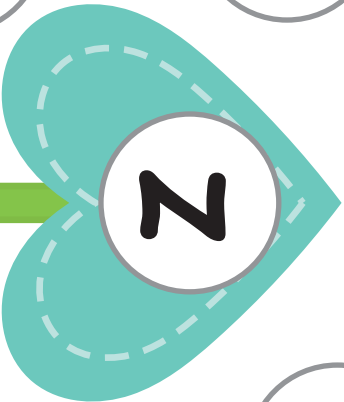
m





a



p




d



b


g



r



i



f

d

p




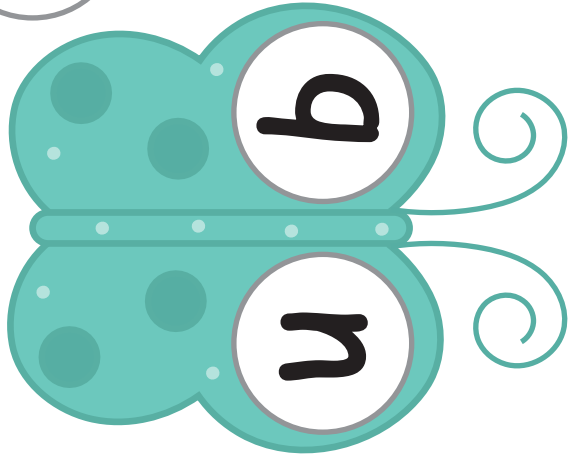
h

l

c

b

u



m



t

k

r

g

o

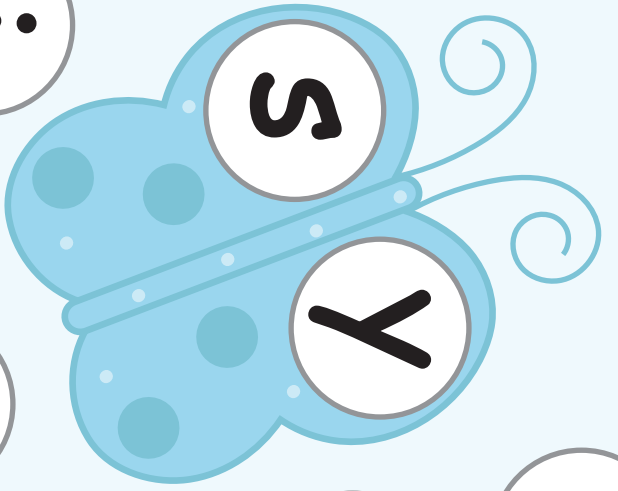


a





i



f

d

p

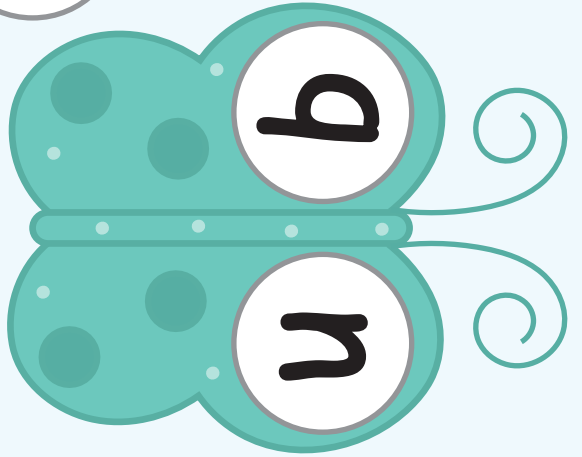
h

l

c



u




b

m

t

k




o

e

r


g

j



a

d



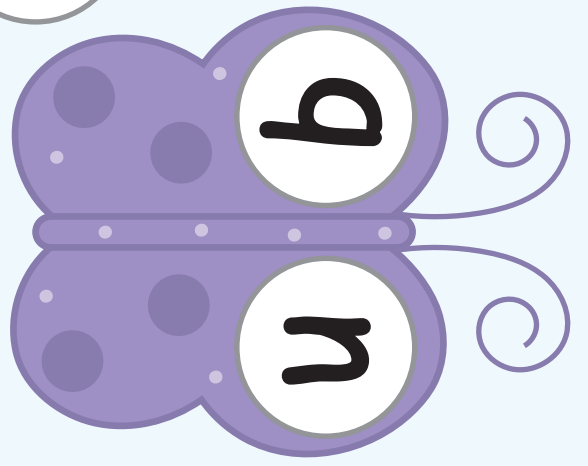
i

f

c

l

h




u


k

t



m





a



p




d



b

g



r

A

B

C

D

E

F

G

H

I

J

K

L

M

N

O

P

Q

R

S

T

U

V

W

X

Y

Z

a

b

c

d

e

f

g

h

i

j

k

l

m

n

o

p

q

r

s

t

u


v


w

x

y

z







# Butterfly Alphabet Pick and Cover



Instructions: Print on cardstock paper. Laminate alphabet mat. Cut out letter squares and laminate.

Children pick a letter card and cover up the same letter on the alphabet mat. Play continues until all letters have been covered.

You can use pom poms ... buttons ... playdough or the included cover-up circles.