

childcareland.com

childcareland.com

about

after

away

been

come

could

down

each

find

first

from

good

have

here

into

just

like

little

long

look

made

make

many

more

other

over

ride

said

some

stop

than

that

their

them

then

there

these

they

this

time

were

what

when













which

with

word

would

write



Watermelon Four Letters and Up Sight Word Match

Instructions: Print matching mat on cardstock paper and laminate. Print two sets of sight word cards on cardstock paper ... cut out and laminate. Children place a sight word card on the left square on the matching mat and find the correct sight word to match it and put it on the right square on the matching mat. Store sight word cards in a zip-lock bag.