

4

5

3

4

5

4

6

5

6

5

6


7

7

7

6


8



8

8 9 7


A card with a large number 8 inside an umbrella outline. Below the umbrella are three circles containing the numbers 8, 9, and 7.



9

10 8 9


A card with a large number 9 inside an umbrella outline. Below the umbrella are three circles containing the numbers 10, 8, and 9.



10

11 10 9

A card with a large number 10 inside an umbrella outline. Below the umbrella are three circles containing the numbers 11, 10, and 9.



11

11 12 10

A card with a large number 11 inside an umbrella outline. Below the umbrella are three circles containing the numbers 11, 12, and 10.



12

11

13

12



13

13

14

12



14

13

15

14



15

15

14

16



16

16

17

15



17

17

18

16



18

19

17

18




19

18

19

20

# Umbrella Number Clothes Pin Cards



childcareland.com

Instructions: Print on cardstock paper ... cut out and laminate. Children put a clothes pin on the circle with the matching number on each card. You can also put the clothes pin on the circle of the number that comes before or after the number on the umbrella. I have included circles that can be used to cover the matching letters for those who do not want to use clothes pins.

