

A

B

C

D

E

F

G

H

I

J

K

L

M

N

O

P

Q

R

S

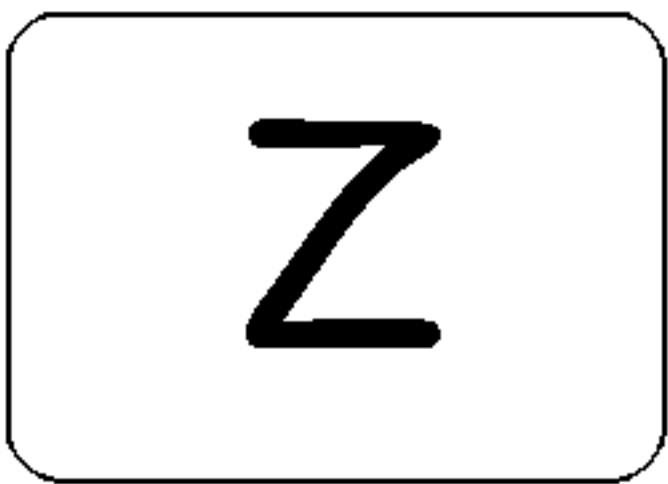

T

U

V

W

X





a

b

c

d

e

f

g

h

i

j

k

l

m

n

o

p

q

r

s

t

u


v

w

x

y

z



# Turtle Alphabet Cover-Up

Instructions: Print on card stock ... cut out and laminate. This activity can be done as a teacher directed activity by the teaching calling out the letters. For example the teacher would say "Find and cover-up the letter C" and the child would find the letter C on the alphabet mat and cover it up with the provided marker. The teacher would continue until all of the letters are covered up. To play as a child directed activity the child would put the alphabet cards in a pile face down and then draw a card. They would use a marker to cover up the same letter on the board that was on the card.

This can also be used as a letter identification evaluation tool by printing on regular paper. You can point to the letters on the alphabet mat or show the alphabet cards and when the child identifies the letter he/she can glue on one of the markers over the letter identified. Write the date on and then repeat at a later time to see how the child has progressed.