

0

1

2

3

4

5

6

7

8

9

10

11

12

13

14

15

16

17

18

19

20


21

22

23

24

25



3

21

14

6

25

0

11

23

7

18

12

4

19

15

13

1

17

24

20

8

5


10

22

16

9

2



4

13

25

10

16

2

6

18

21

14

5

22

0

24

9

17

23

8

15

1

3


11

19

12

7

20



23

8

12

5

17

15

21

9

25

11

20

4

19

14

3

6

18

10

7

0

16

2

24

1

13

22

0

1

2

3

4

5

6

7

8

9

10

11

12

13

14

15

16

17

18

19

20

21

22

23

24

25



Turkey Number Cover-Up

Instructions: Print on cardstock paper. Cut out number cards and marker squares (you will use these to cover the numbers on the mat). Laminate number mat ... markers ... and number cards.

For an independent activity: Children draw cards from the number card pile and place a marker squares over the numbers on the mat until all of the numbers have been covered. Children draw one card at a time ... find the number on the mat ... cover it ... and then draw a new card.

For a group activity: The teacher calls out a number that she wants the children to find on their mats and they cover the number up. The teacher continues to call out numbers until all of the numbers have been covered on the mat.