



Turkey
Alphabet
Tracing
Sticks

www.childcareland.com




www.childcareland.com









www.childcareland.com

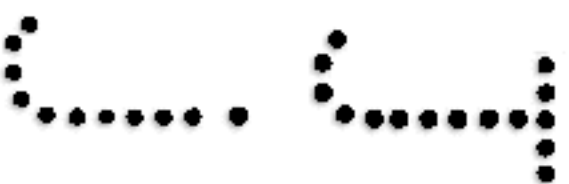



www.childcareland.com



www.childcareland.com








www.childcareland.com




www.childcareland.com



www.childcareland.com




www.childcareland.com




www.childcareland.com

www.childcareland.com





www.childcareland.com




www.childcareland.com




www.childcareland.com




www.childcareland.com

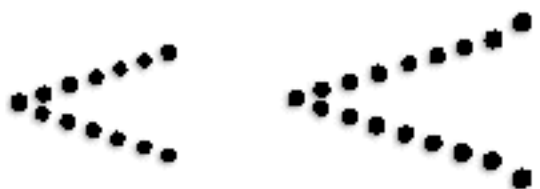







www.childcareland.com




www.childcareland.com





www.childcareland.com




www.childcareland.com



www.childcareland.com



The End!!



Instructions: Print on cardstock cut out and laminate. You can punch a whole on the top and attach a book ring or leave the pieces loose. Children can use a dry erase marker or their finger to trace over the letters.