






Turtle




Number Match Book








childcareland.com







childcareland.com







childcareland.com







childcareland.com






childcareland.com





childcareland.com




childcareland.com



childcareland.com



childcareland.com



The End!!

childcareland.com

1

2

3

4

5

6

7

8

9

10

11

12

13

14

15

16

17

18

19

20

21

22

23

24

25

26

27

28

29

30

0

Instructions: Print book and assemble. Cut number squares out and glue in the correct blank square next to the turtle that the number matches.