













A

B

C

D

E

F

G







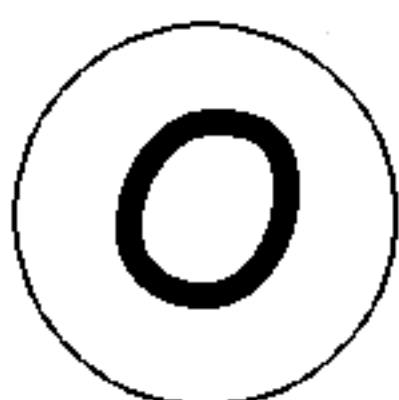

H

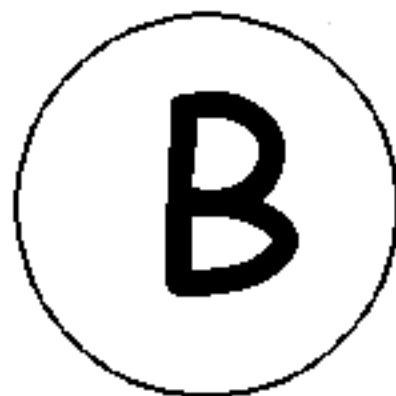

I

J

K

L







a



b



c



d



e



f



g



h



i










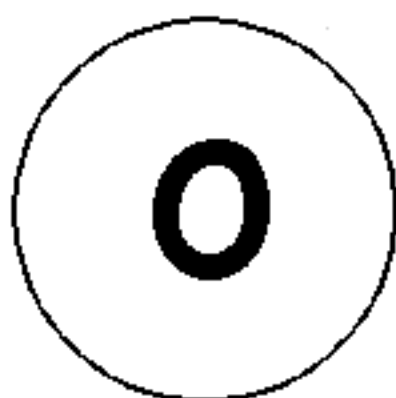

j



k



l





y



z



a



b

Teddy Bear Alphabet Matching Strips

Instructions: Print on cardstock paper and cut out. Laminate all pieces. Children put the matching circle on top of the teddy bear strips. These can be used on a floor or table. You can also put the sea shell strips on a magnetic board or metal cookie sheet and attach self-adhesive magnets to the back of the loose circles.

