

50

50

50

50

50

50

50

50

50

50

50

50

50

50

50

50

50

50

50

50

50


50

50

50

50

50



Handwriting practice for the letter 'S' in dotted format.

Handwriting practice for the letter 'F' in dotted format.

Handwriting practice for the letter 'O' in dotted format.

Handwriting practice for the letter 'N' in dotted format.

Handwriting practice for the letter 'G' in dotted format.

Handwriting practice for the letter 'C' in dotted format.

Handwriting practice for the letter 'N' in dotted format.

Handwriting practice for the letter 'A' in dotted format.

Handwriting practice for the letter 'O' in dotted format.

Handwriting practice for the letter 'F' in dotted format.

Handwriting practice for the letter 'O' in dotted format.

Handwriting practice for the letter 'S' in dotted format.

Handwriting practice for the letter 'V' in dotted format.

Handwriting practice for the letter 'I' in dotted format.

Handwriting practice for the letter 'G' in dotted format.

Handwriting practice for the letter 'I' in dotted format.

Handwriting practice for the letter 'N' in dotted format.

Handwriting practice for the letter 'O' in dotted format.

Handwriting practice for the letter 'N' in dotted format.

Handwriting practice for the letter 'C' in dotted format.

Handwriting practice for the letter 'N' in dotted format.


Handwriting practice for the letter 'N' in dotted format.

Handwriting practice for the letter 'O' in dotted format.

Handwriting practice for the letter 'O' in dotted format.

Handwriting practice for the letter 'V' in dotted format.

Handwriting practice for the letter 'C' in dotted format.



so

se

eo

no

ne

no

so

se

so

se

so

so

se

se

ne

se

no

so

no

no

so

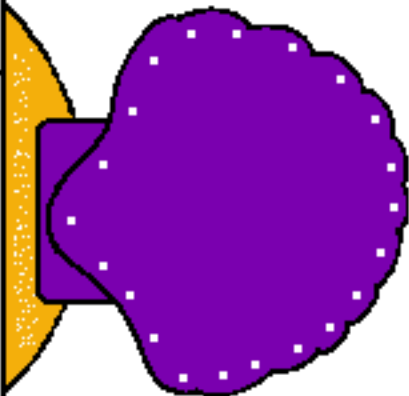
no

so

so

se

no



so

se

eo

no

ne

no

so

se

so

se

so

so

se

se

ne

se

no

so

no

so

no


no

so

so

se

so



50

5

0

5

5

0

5

5

0

5

0

5

5

5

5

5

5

0

5

0

5

5

0

0

5

0

Sea Shell Letter and Number Tracing Mats

Instructions: You can print the tracing mat on regular paper and use for tracing with a marker, crayon or pencil. You can also print the mat on cardstock paper and laminated it so it can be used with dry erase markers as well as fingers.