
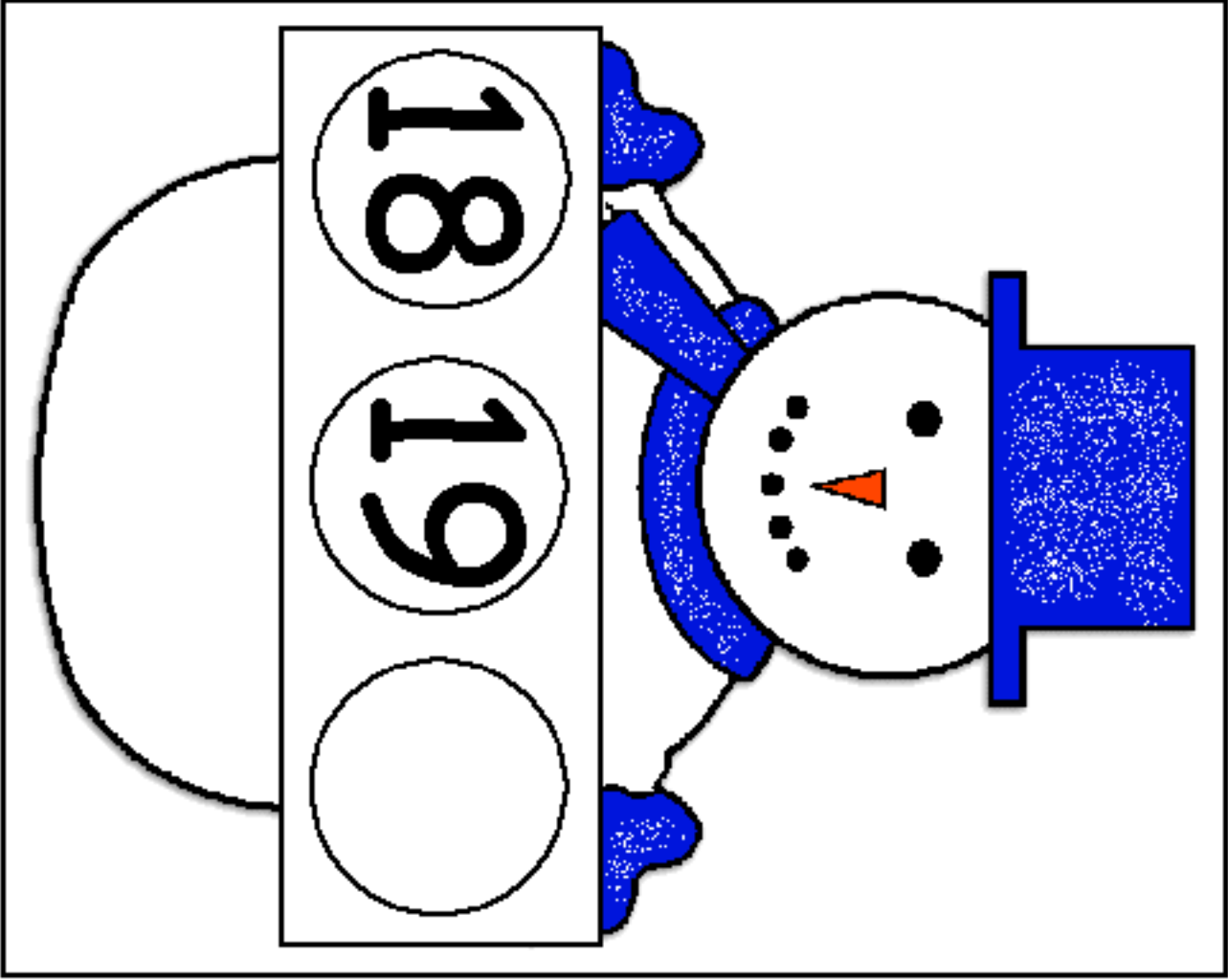



A snowman with a white body and face, wearing an orange top hat and a matching orange scarf. It has two black dots for eyes, a small orange triangle for a nose, and six black dots for a smiling mouth. Its arms are made of orange sticks. The snowman is positioned on the right side of a white rectangular box. To the left of the snowman, inside the box, are three circles arranged horizontally. The first circle contains the number 16, the second contains the number 17, and the third is empty. A large, empty oval shape is attached to the left side of the box, extending outwards.



A snowman with a white body and face, wearing a green top hat and a matching green scarf. It has two black dots for eyes, a small orange triangle for a nose, and six black dots for a smiling mouth. Its arms are made of green sticks. The snowman is positioned on the right side of a white rectangular box. To the left of the snowman, inside the box, are three circles arranged horizontally. The first circle contains the number 17, the second contains the number 18, and the third is empty. A large, empty oval shape is attached to the left side of the box, extending outwards.





## Snowman

What Number Comes Next?



childcareland.com

Instructions: Print on cardstock paper. Cut out and laminate. Children put the number that comes next in the blank circle on each snowman. You can store the loose number circles in a zip lock bag.