

red

yellow

blue

green

orange

purple

pink

black





gray





white





brown

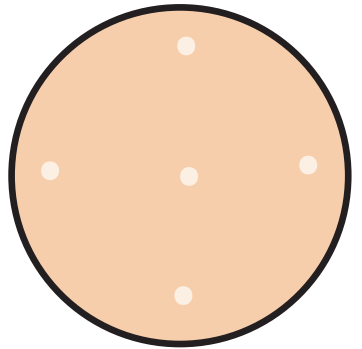











beige





grey























red

yellow

blue

green

orange

purple

pink

black

gray


white

brown

beige

grey

Learning Friends Color Match



Instructions: Print on cardstock paper ... cut out and laminate. Children put the color circles or color words on the matching learning friend card.