



1




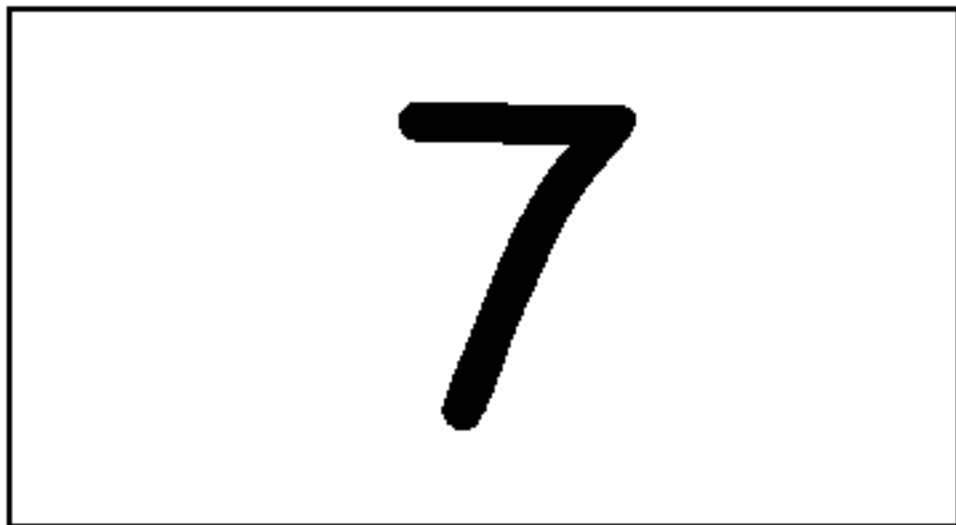


2



3



4





9



10



11



12



13



14



15



16

17

18

19

20



21



22



23



24



25




26



27



28



Instructions: Print on cardstock ... cut out and laminate. These can be used for a variety of things... for use on the felt board at circle for stick puppets ... for a memory match game etc. You can also hide the number shapes around the room and have the children find them and then have them tell what numbers they found. Be creative and have fun!!