



18



19



20









21




22



23





Instructions: Print on cardstock paper ... cut out and laminate cards. Children can use write-on wipe-off markers to trace the number. These cards can be used for number identification and writing skills.