



+



=

2

0

3



+



=

2

3

1



+

=

2

0

1




+

=

3

4

5



+



=

7

5

6



+



=

5

6

4



+



=

8

9

7



+




=


8

7

6



+




=


10

8

9



+



=


8

10

9

Shamrock

Addition Cards



Instructions: Print on cardstock cut out and laminate.
Children count add (or count) the shamrocks and put
a marker on the correct number circle ... You can also
attach a clothes pin to the correct number.

childcareland.com

Markers

