








Scarecrow
Number Flip Book



childcareland.com







childcareland.com





















































The End!!

Instructions: Cut out and along lines where indicated. Laminate and punch holes where indicated. You can arrange the pages in order or mix them up. Attach book rings. Children match the numbers.

childcareland.com