

2

1

0



0

2


1



2

3


1



4

2


3



3

5


4



5

4

6



7

5

6



8

7


6



9

7


8



10

9


8



10

11

9



12

10

11




11 12 13




13 15 14



15 14 13




16 14 15



16 15 17

16 17 18




19 17 18

20 19 18




21 19 20



21 20 22



23 22 21



24 22 23



24 25 23



26 24 25




27 26 25




28 26 27



|    |    |    |
|----|----|----|
| 28 | 27 | 29 |
|----|----|----|






|    |    |    |
|----|----|----|
| 30 | 29 | 28 |
|----|----|----|




|    |    |    |
|----|----|----|
| 29 | 30 | 28 |
|----|----|----|







# Scarecrow Number Clothespin Cards



(shown with letter example)

Instructions: Print on cardstock paper ... cut out and laminate. Children place a clothes pin on the number that matches the number on the scarecrow. I have also included cover-up squares that can be used instead of clothespins.