



+



=

2

0

3



+



=

2

3

1



+

=

2

0

1




+

=


3

4

5



+




=

7

5

6



+




=


5

6

4



+




=


8

9

7



+




=


8

7

6



+




=


10

8

9



+



=


8

10

9

# Pumpkin

## Addition Cards



Instructions: Print on cardstock cut out and laminate.  
Children add (or count) the pumpkins and put a marker  
on the correct number circle ... you can also attach  
clothes pin to the correct number.

[childcareland.com](http://childcareland.com)

### Markers

