

A

B

C

D

E

F

G

H

I

J

K

L

M

N

O

P

Q

R

S

T

U

V

W

X





a



b



c



d



e



f



g



h



i



j



k



l

m

n

o

p

q

r

s



t

u

v


w

x



Pilgrim Letter Match

Instructions: Print on cardstock paper and laminate the mat and letter circles. Children pick a letter circle and place it on the blank circle on the left pilgrim. Children then find the matching circle and place it on the blank circle on the right pilgrim.



(shown with number example)