



Pilgrim and Turkey Alphabet Flip Book





(Uppercase to Lowercase)








www.childcareland.com










www.childcareland.com














































The End!!

Instructions: Cut out and along lines where indicated. Laminate and punch holes where indicated. You can arrange the pages in order or mix them up. Attach book rings. Children match the letters.