





A

B

C

D

E

F

G

H

I

J

K

L







a



b



c



d



e



f



g



h



i






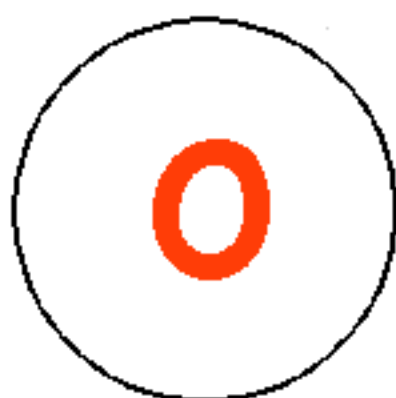
j



k



l





Pumpkin Patch Alphabet Match



Instructions: Print on cardstock paper and laminate the mat and letter circles. Children pick a letter circle and place it on the blank circle on the left pumpkin. Children then find the matching circle and place it on the blank circle on the right pumpkin.