


8 9 7



10 8 9



11 10 9




11 12 10



11 13 12




13 14 12



13 15 14




15 14 16



16 17 15




17 18 16




19 17 18



18 19 20



Pilgrim Number
Clothes Pin Cards



Pilgrim Number Clothes Pin Cards

Instructions: Print on cardstock paper ... cut out and laminate. Children put a clothes pin on the circle with the matching number on each card. You can also put the clothes pin on the circle of the number that comes before or after the number on the pilgrim. I have included circles that can be used to cover the matching number for those who do not want to use clothes pins.