



F E D






E G F











G F H









G H I

















b a c




c a b




b c d




d c e




f e d




e g f




g f h




g h i



i h j







k j i











l j k





k l m















Pilgrim Alphabet
Clothes Pin Cards







f e d







e g f










g f h









g h i














Pilgrim Alphabet Clothes Pin Cards

Instructions: Print on cardstock paper ... cut out and laminate. Children put a clothes pin on the circle iwth the matching letter on each card. You can also put the clothes pin on the circle of the letter that comes before or after the letter on the pilgrim. I have included circles that can be used to cover the matching letter for those who do not want to use clothes pins.