

C

O

H

A

U

L

S

D

K

M

V

X

N

F

T

W

K

S

Z

G

C

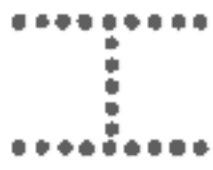

N


L

Z

T

U





C

O

H

A

U

L

S

D

K

M

V

X

N

F

T

W

K

S

Z

G

C

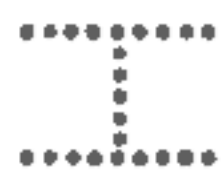

N


L

Z

T

U





c

o

...

>

u

l

>

u

k

o

c

x

y

...

...

u

c

o

e

o

c

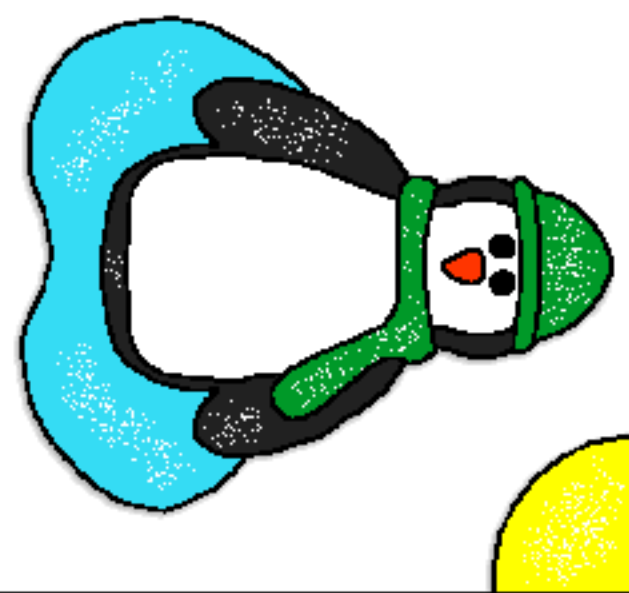
n

...

u

...

o



c

o

...

>

u

l

>

o

^

o

c

x

u

...

u

u

c

o

e

o

c


n

+

u

u

o



c

o

...

>

u

l

>

u

^

o

c

x

u

...

u

u

c

o

e

o

c


n

+

u

u

o



c

o

...

>

u

l

>

o

^

o

c

x

u

...

l

u

c

o

e

o

c

n


+

u

u

o





o

f

o

n

g

o

n

o

o

f

o

o

v

—

g

—

n

o

n

o

n

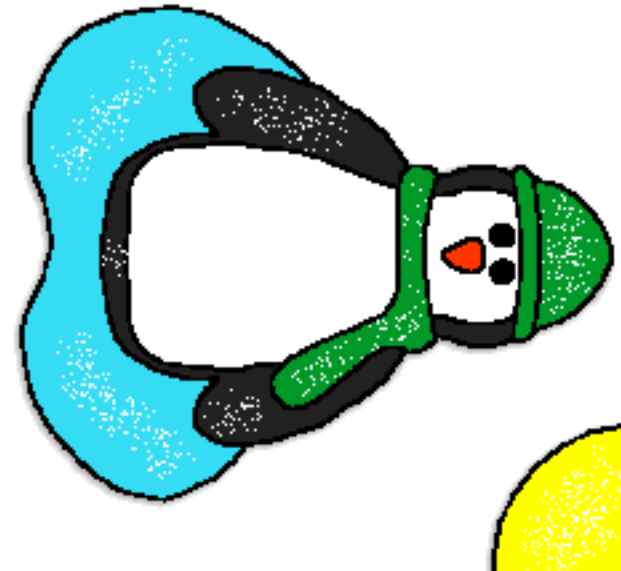
n

o

o

v

o



o

f

o

o

o

o

o

o

f

o

o

o

o

o

o

o

o

o

o

o

o


o

o

50

5

0



50

50

0

50

50

0

5

0

50

5

5

50

5

50

50

50

0

50

50

50

50


5

0

is

is

is



is

is

is

is

is

is

is

is

is

is

is

is

is

is

is

is

is

is

is

is

is

is

is

# Penguin Letter and Number Tracing Mats

Instructions: You can print the letter and number sheets on regular paper and use for tracing with a marker, crayon or pencil or you can print them on cardstock paper and laminated them so they can be used with dry erace markers as well as fingers.