

f

j

c

l

a

g

k

e


b

h


i

p

m







y

o

z

d

t

r

w

v


u

n

s

x

q





A

B

C

D

E

F

G

H

I

J

K

L

M

N

O

P

Q

R

S


T

U

V

W

X



a

b

c

d

e

f

g

h

i

j

k

l

m

n

o

p



q

r

s

t

u


v


w

x

y

z





## Pilgrim Alphabet Pick and Cover



Instructions: Print on cardstock paper. Cut out letter cards and marker circles (you will use these to cover the letters on the mat). Laminate letter mat ... markers ... and letter cards.

For an independent activity: Children draw cards from the letter card pile and place a marker circles over the letters on the mat until all of the letters have been covered. Children draw one card at a time ... find the letter on the mat ... cover it ... and then draw a new card.

For a group activity: The teacher calls out a letter that she wants the children to find on their mats and they cover the letter up. The teacher continues to call out letters until all of the letters have been covered on the mat.