

A

B

C

D

E

F

G

H

I

J

K

L

M

N

O

P

Q

R

S


T

U

V

W

X





a



b



c



d



e



f



g



h



i



j



k



l

m

n

o

p

q

r

s





t

u

v

w

x



Pumpkin Alphabet Matching Strips

Instructions: Print on cardstock paper and cut out. Laminate all pieces. Children put the matching circle on top of the pumpkin strips. These can be used on the floor or table. You can also put the pumpkin strips on a magnetic board or metal cookie sheet and attach self-adhesive magnets to the back of the loose circles.

