


k

e

j

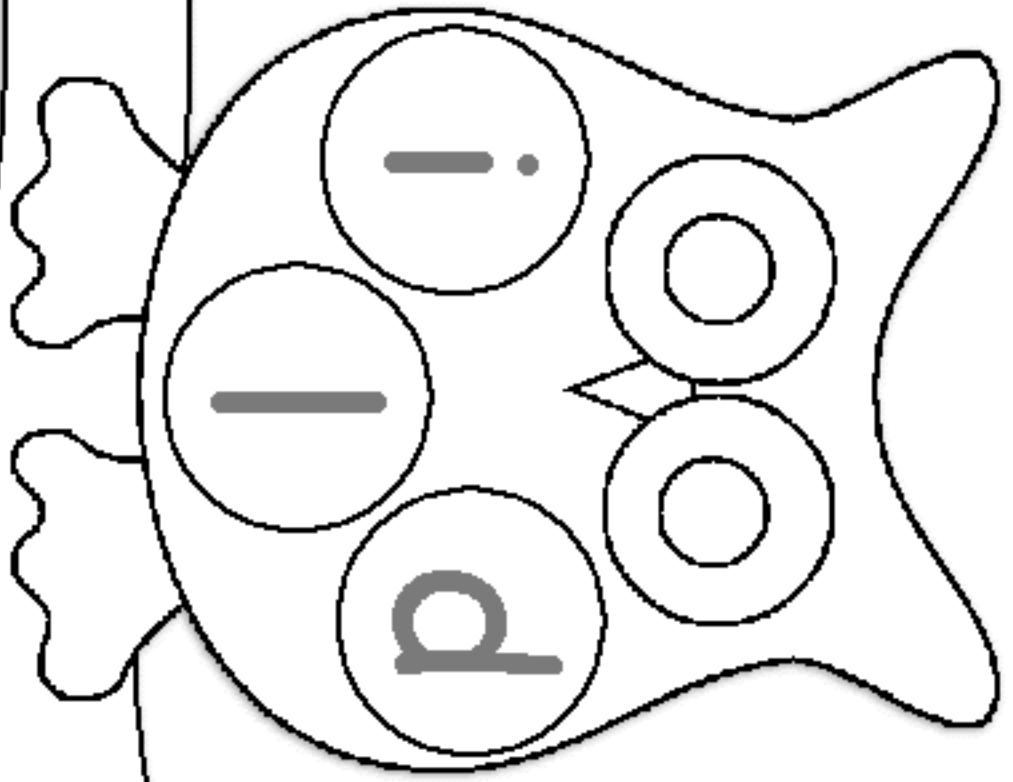
g

b



a

f




u

b

v

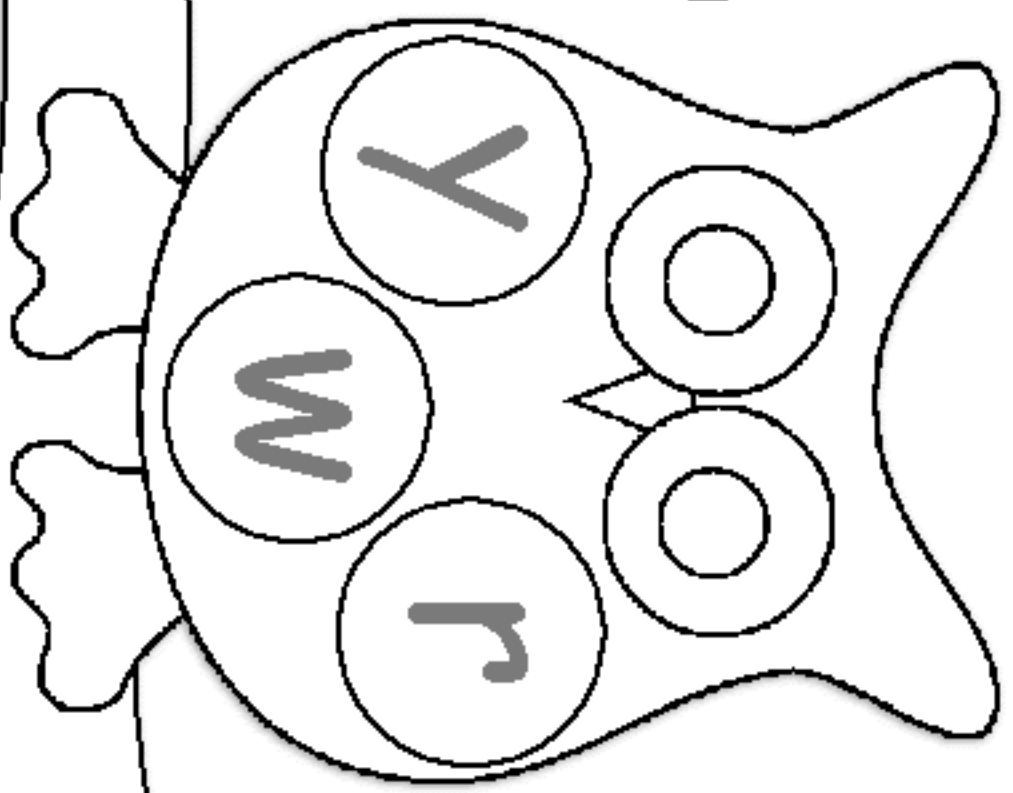
z

o



n

s



A

B

C

D

E

F

G

H

I

J

K

L

M

N

O

P

Q

R

S

T

U

V

W

X

Y

Z

a

b

c

d

e

f

g

h

i

j

k

l

m

n

o

p

q

r

s

t

u

v

w

x

y

z

Owl Letter Match Mats

Instructions: Print on cardstock paper. You can glue the mats on a sheet of cardstock paper or inside a file folder game ... or you can just leave as is and laminate. Cut letter circles out and laminate. Children match the loose letter circles to the letters on the mat. Store letter circles in a zip lock bag.

