

0

1

2

3

4

5

6

7

8

9

10

11

12

13

14

15

16

17

18

19

20

21

22

23

24

25





26





27





28





29





30





























Monster Number Match



Instructions: Print on cardstock paper ... cut out and laminate. Children put the monster cards in numerical order and then place the matching number circles on to of each card.