




	○




	○
	○




	○
	○
	○




	○
	○
	○
	○




	○
	○
	○
	○
	○



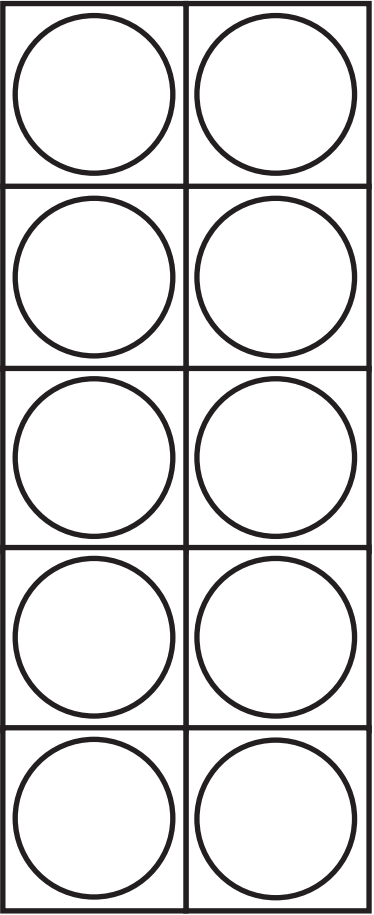

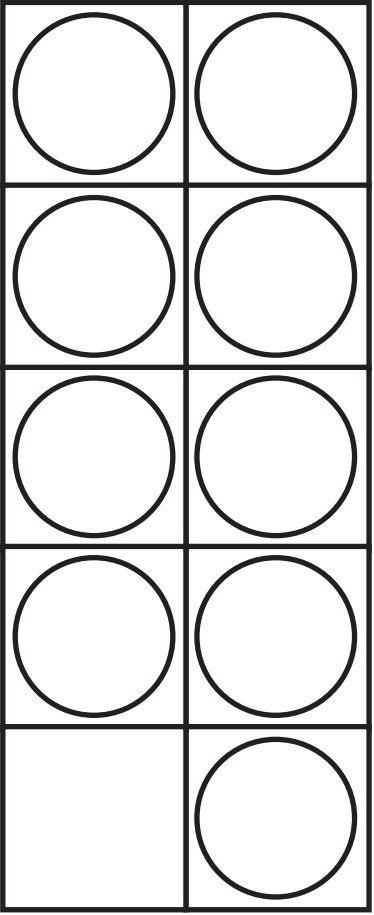

○	○
	○
	○
	○
	○





○	○
○	○
	○
	○
	○




○	○
○	○
○	○
	○
	○























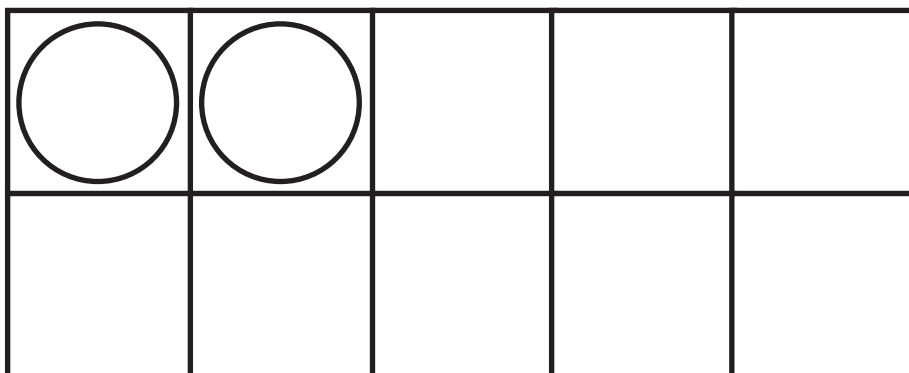
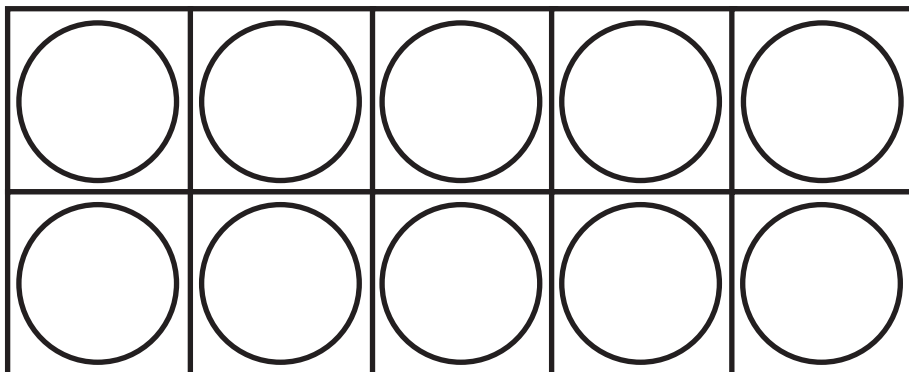








○	○	○	○	○
○	○	○	○	○

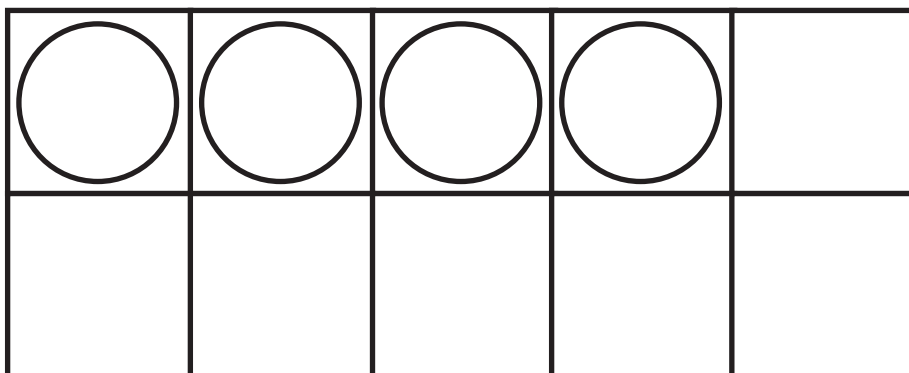
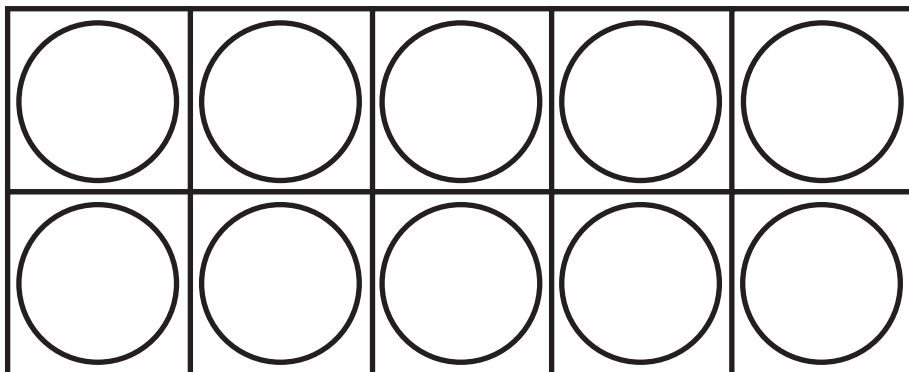

○				






○	○	○	○	○
○	○	○	○	○


○	○	○		






○	○	○	○	○
○	○	○	○	○

○	○	○	○	○




○	○	○	○	○
○	○	○	○	○

○	○	○	○	○
○				




○	○	○	○	○
○	○	○	○	○

○	○	○	○	○
○	○			



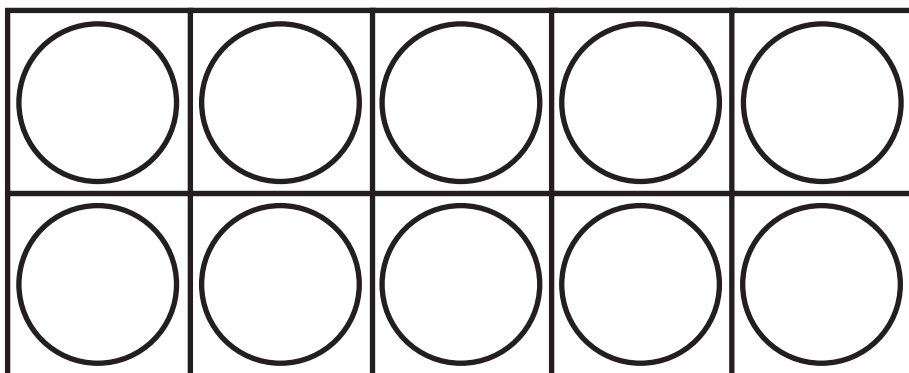
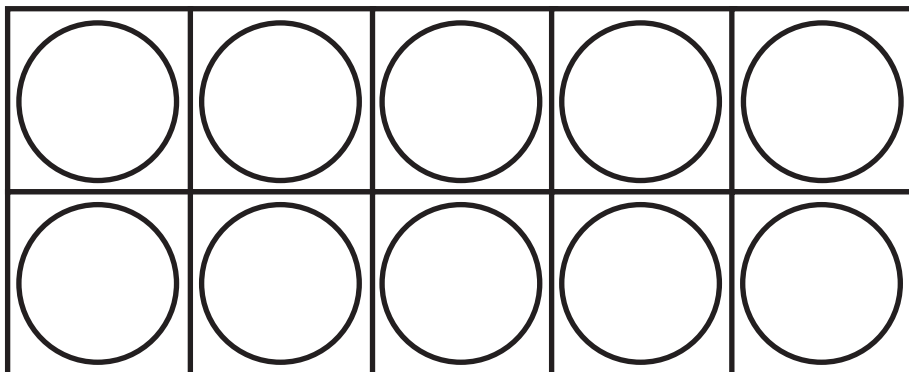
○	○	○	○	○
○	○	○	○	○


○	○	○	○	○
○	○	○		




○	○	○	○	○
○	○	○	○	○

○	○	○	○	○
○	○	○	○	

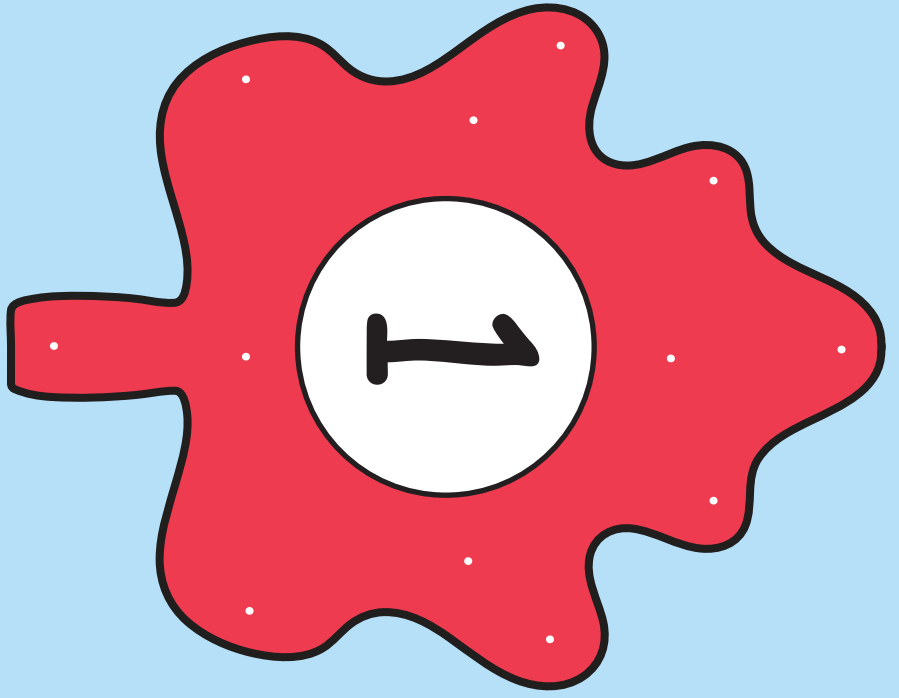






Fall Leaf Ten Frames





Instructions: Print on cardstock paper ... cut out and laminate. Children pick a card and put the the correct number of counters on the frame. We use pom-poms with magnets and playdough balls for our counters. I have also included circles that can also be used in the frames. This set comes with numbers 1-20.

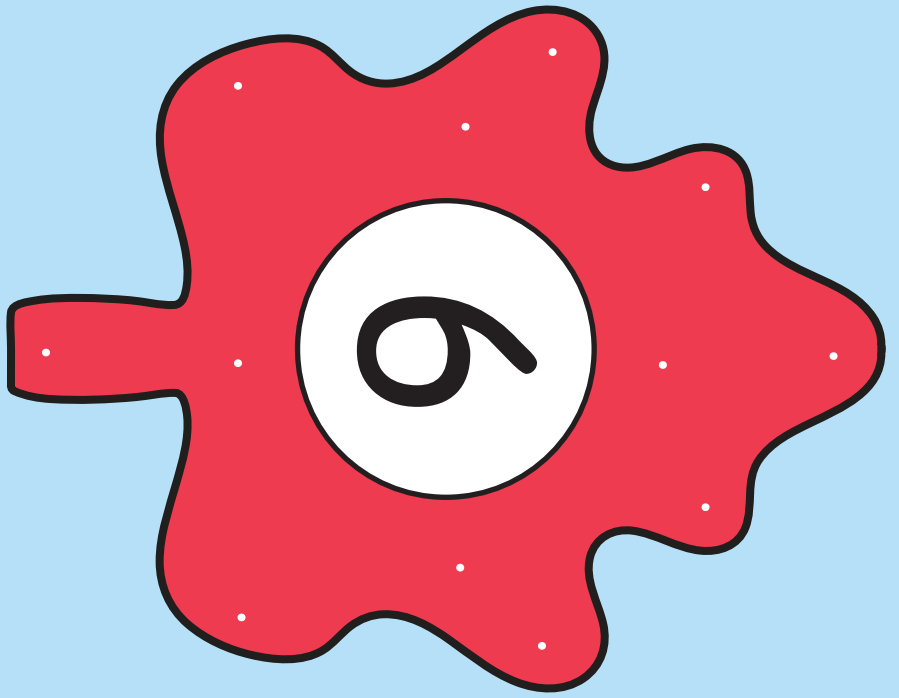














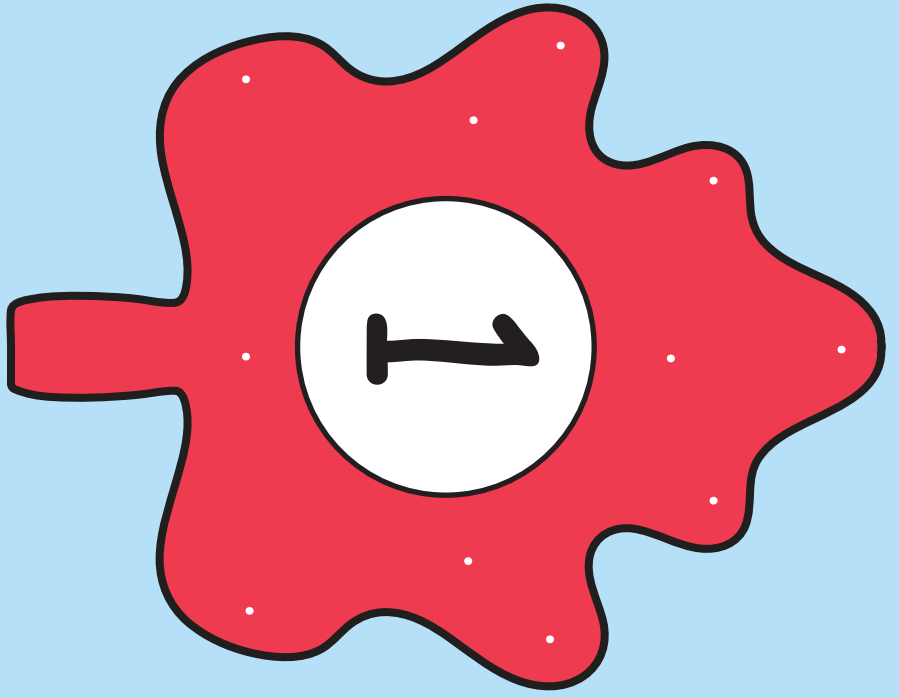















	○




	○
	○



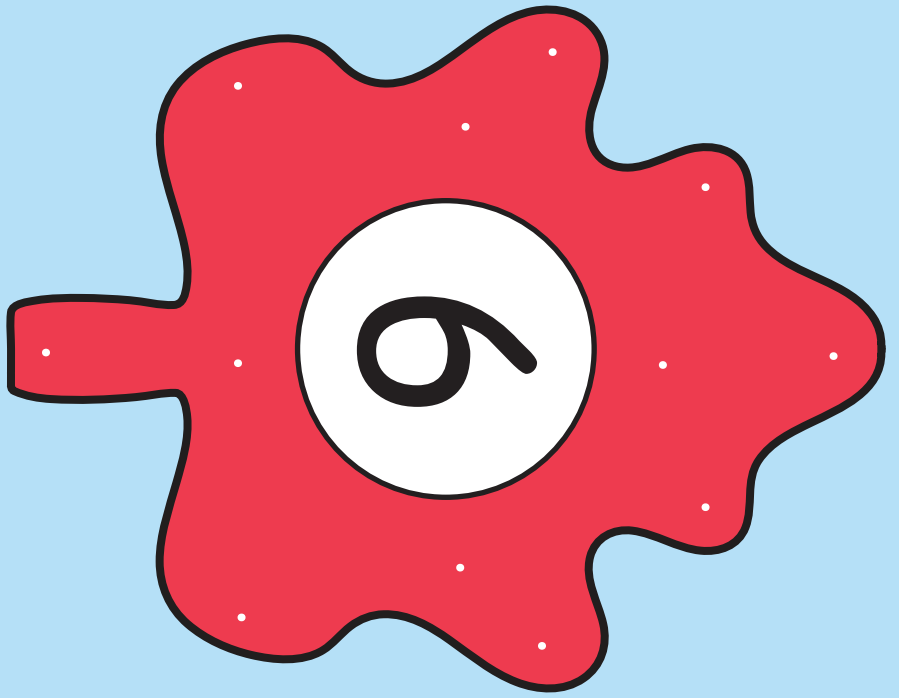
	○
	○
	○




	○
	○
	○
	○




	○
	○
	○
	○
	○



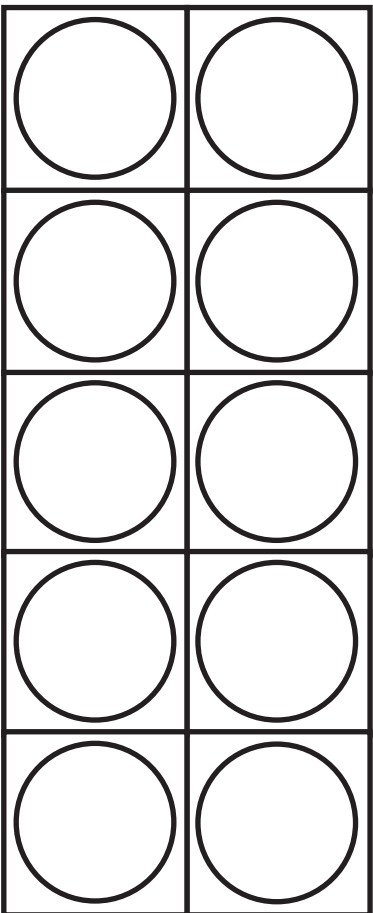

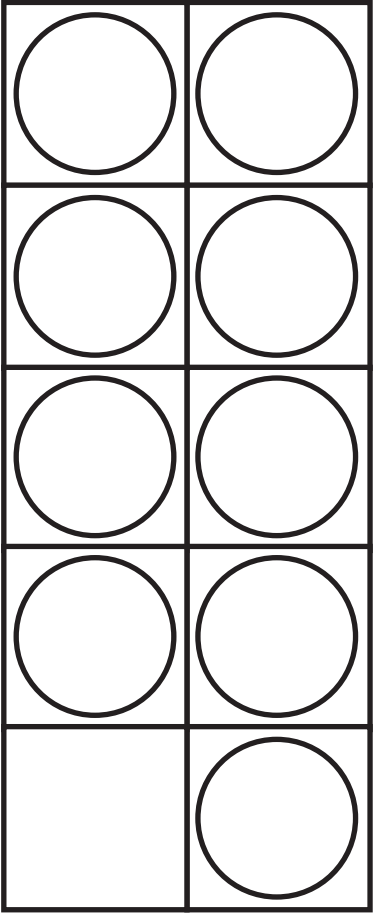

○	○
	○
	○
	○
	○

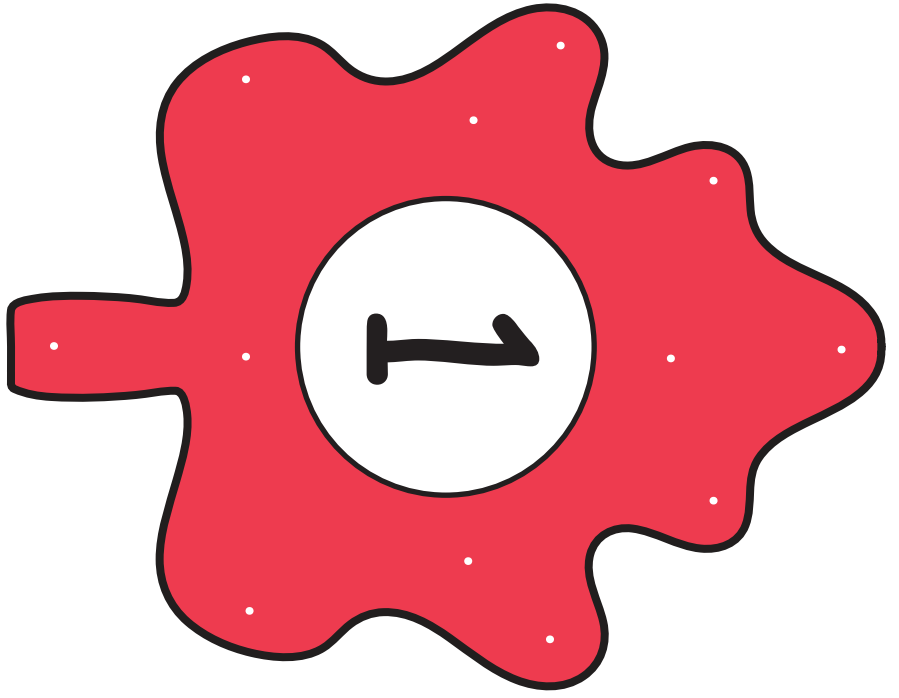



○	○
○	○
□	○
□	○
□	○





○	○
○	○
○	○
□	○
□	○



















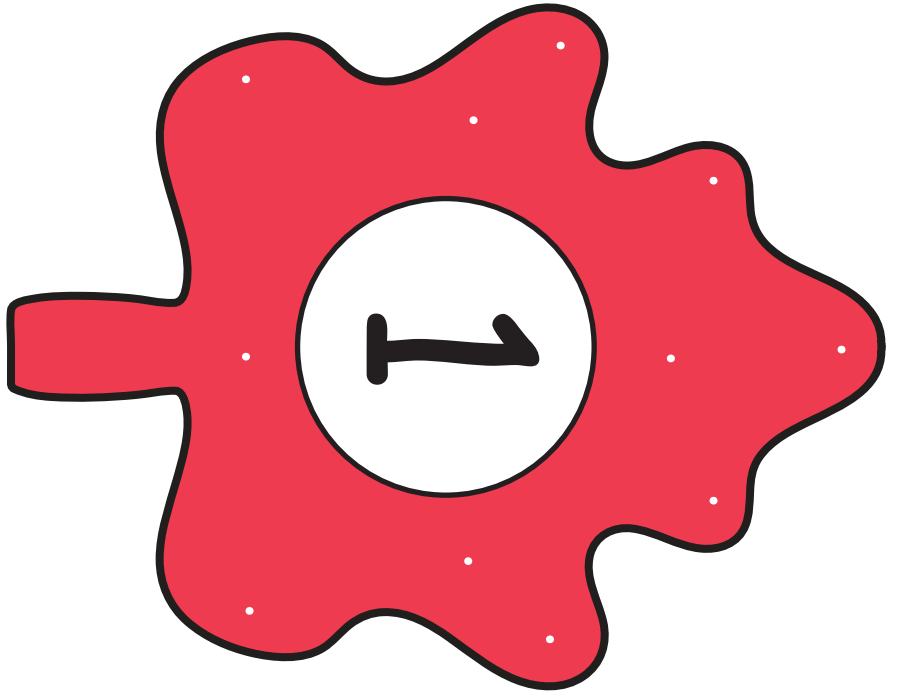















	○




	○
	○



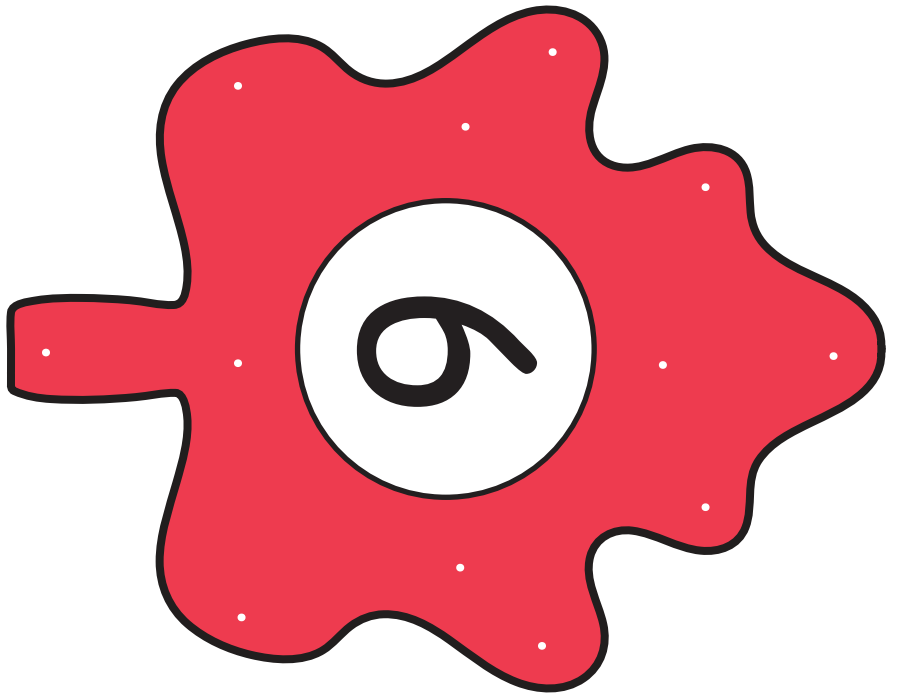
	○
	○
	○




	○
	○
	○
	○




	○
	○
	○
	○
	○




○	○
	○
	○
	○
	○




○	○
○	○
□	○
□	○
□	○



○	○
○	○
○	○
□	○
□	○




○	○
○	○
○	○
○	○
	○



○	○
○	○
○	○
○	○
○	○


























20



○	○	○	○	○
○	○	○	○	○

○				



○	○	○	○	○
○	○	○	○	○

○	○			



○	○	○	○	○
○	○	○	○	○

○	○	○		



○	○	○	○	○
○	○	○	○	○

○	○	○	○	




○	○	○	○	○
○	○	○	○	○

○	○	○	○	○



○	○	○	○	○
○	○	○	○	○

○	○	○	○	○
○				




○	○	○	○	○
○	○	○	○	○

○	○	○	○	○
○	○			




○	○	○	○	○
○	○	○	○	○

○	○	○	○	○
○	○	○		



○	○	○	○	○
○	○	○	○	○

○	○	○	○	○
○	○	○	○	



○	○	○	○	○
○	○	○	○	○


○	○	○	○	○
○	○	○	○	○























○	○	○	○	○
○	○	○	○	○

○				



○	○	○	○	○
○	○	○	○	○

○	○			



○	○	○	○	○
○	○	○	○	○

○	○	○		



○	○	○	○	○
○	○	○	○	○

○	○	○	○	



○	○	○	○	○
○	○	○	○	○

○	○	○	○	○



○	○	○	○	○
○	○	○	○	○

○	○	○	○	○
○				



○	○	○	○	○
○	○	○	○	○

○	○	○	○	○
○	○			



○	○	○	○	○
○	○	○	○	○

○	○	○	○	○
○	○	○		




○	○	○	○	○
○	○	○	○	○

○	○	○	○	○
○	○	○	○	




○	○	○	○	○
○	○	○	○	○

○	○	○	○	○
○	○	○	○	○



Fall Leaf Ten Frames



Instructions: Print on cardstock paper ... cut out and laminate. Children pick a card and put the the correct number of counters on the frame. We use pom-poms with magnets and playdough balls for our counters. I have also included circles that can also be used in the frames. This set comes with numbers 1-20.