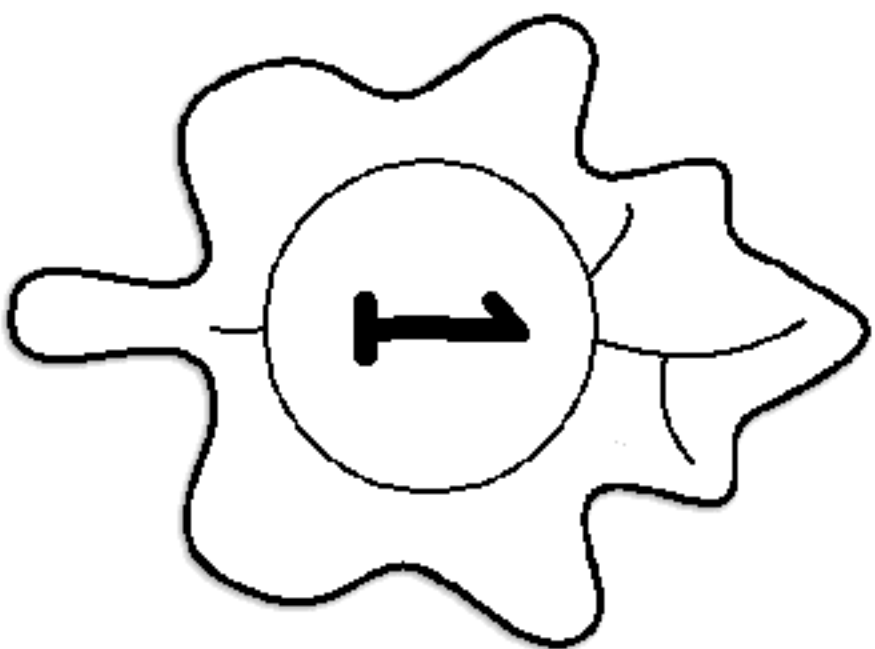


1

2


0



2

0


1



2

1


3



4

2


3



5

3


4



4

6


5



5

6


7



7

6


8



8

9


7



10

8


9



11

10


9



11

12


10



11

13


12



13

14


12



13

15


14



15

14


16



16

17


15



17

18


16



19

17


18



18

19


20



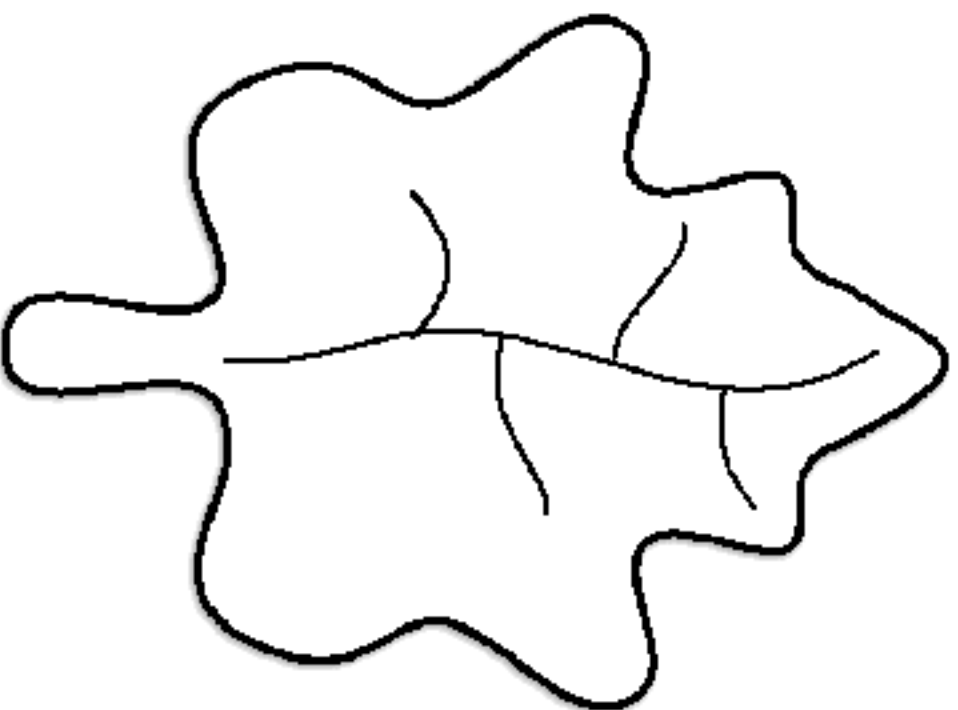
20

21

19



Leaf Number Clothes Pin Cards



childcareland.com

Instructions: Print on cardstock paper ... cut out and laminate. Children put a clothes pin on the circle with the matching number on each card. You can also put the clothes pin on the circle of the number that comes before or after the number on the handprint. I have included circles that can be used to cover the matching numbers for those who do not want to use clothes pins.