

Fall Leaves

Alphabet Lift-The-Flap Book



www.childcareland.com

a

b

www.childcareland.com



c



d

www.childcareland.com



e



f

www.childcareland.com



g



h



i



j



k



l

www.childcareland.com



m



n

www.childcareland.com



o



p

www.childcareland.com



q



r

www.childcareland.com



s



t

www.childcareland.com



u



v

www.childcareland.com



w



x

www.childcareland.com







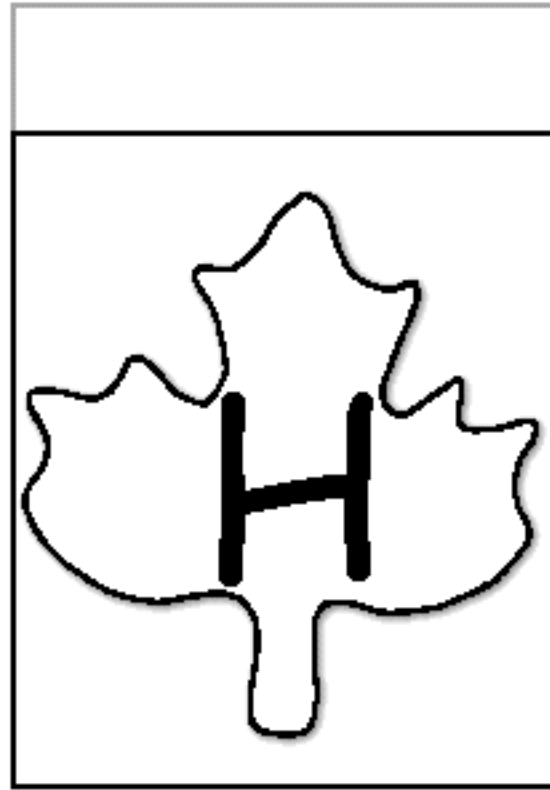



y









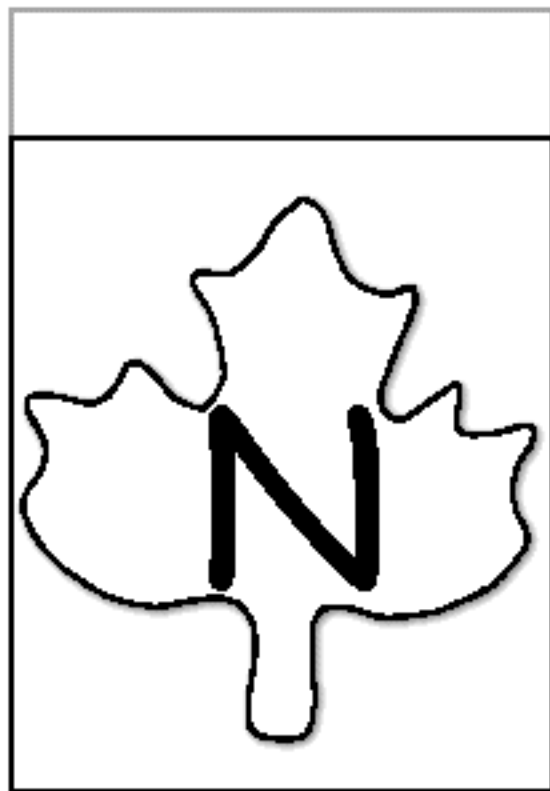

z





www.childcareland.com





















Fall Leaves

Alphabet Lift-The-Flap Book

Instructions: Print and assemble book. Cut out leaves and glue on the correct matching letter. Children name the letter on the leaf and then lift the flap to see the lowercase letter that matches the uppercase letter.