






15



16



17







21





22





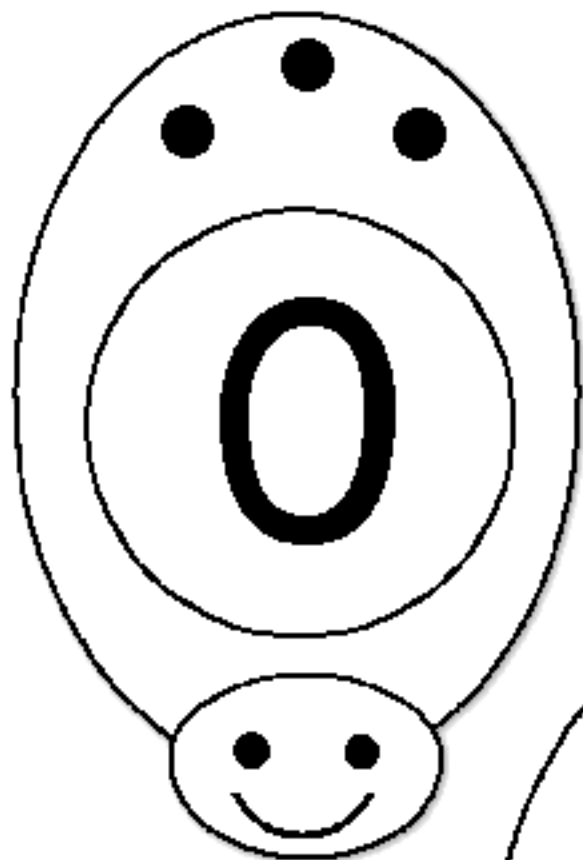







23










































Ladybug and Leaf Number Match

Instructions: Print on cardstock paper ... cut out and laminate. Lay leaves on floor or table and have children put the ladybugs with the same number on top of the correct leaves. You can also have children put the leaves in numerical order and then put the ladybugs on top of the leaves.