

A red leaf-shaped card with a white circle in the center containing the lowercase letter 'm'.

m

A red leaf-shaped card with a white circle in the center containing the lowercase letter 'm'.

m

A yellow leaf-shaped card with a white circle in the center containing the lowercase letter 'n'.

n

A yellow leaf-shaped card with a white circle in the center containing the lowercase letter 'n'.

n

A green leaf-shaped card with a white circle in the center containing the lowercase letter 'o'.

o

A green leaf-shaped card with a white circle in the center containing the lowercase letter 'o'.




o



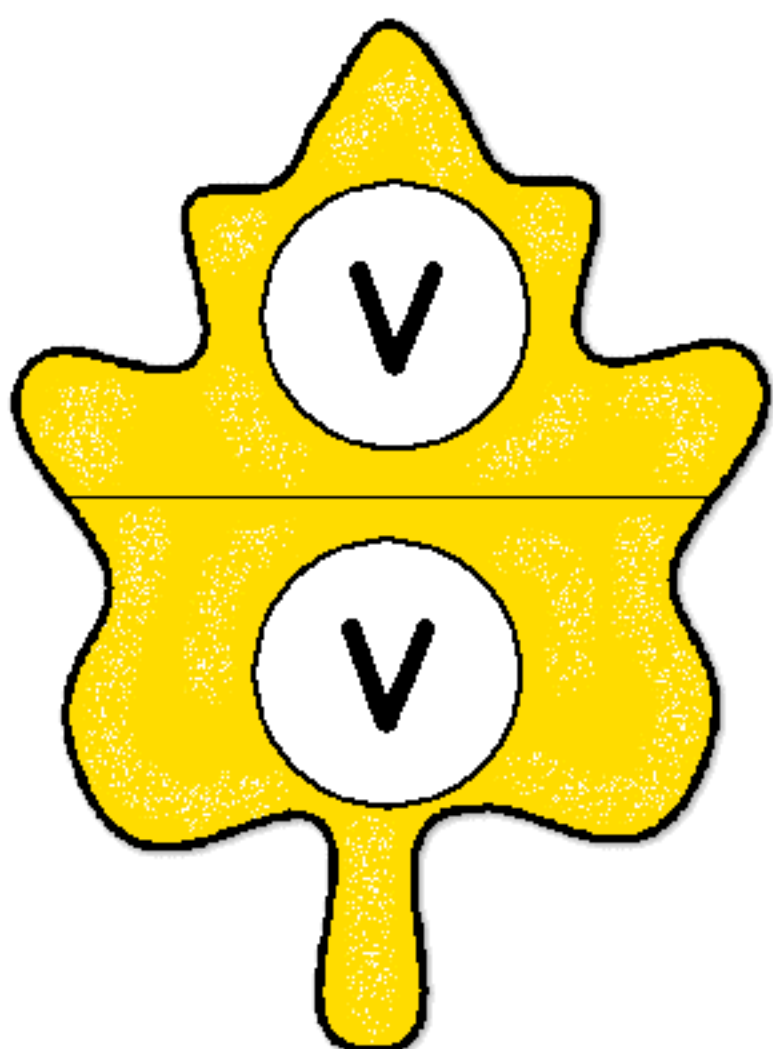

An orange leaf-shaped card with a white circle in the center containing the lowercase letter 'p'.



p

An orange leaf-shaped card with a white circle in the center containing the lowercase letter 'p'.

p








Leaf Alphabet Puzzle Cards

Instructions: Print on cardstock. Cut puzzles out and cut along lines. Laminate. Children match the the two puzzle halves together.



(shown with leaf number puzzles)