



A

B

C

D

E

F

G

H

I

J

K

L

M

N

O

P

Q

R

S


T



U

V

W

X







a



b



c



d



e



f



g



h



i



j



k



l

m

n

o

p

q

r

s

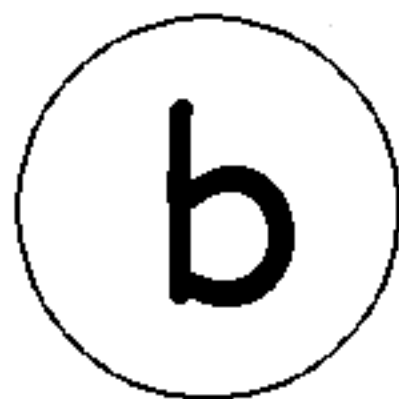



t

u

v

w

x





# Leaf Letter Matching Strips

Instructions: Print on cardstock paper and cut out. Laminate all pieces. Children put the matching circle on top of the leaves on the strips. These can be used on a floor or table. You can also put the leaf strips on a magnetic board or metal cookie sheet and attach self-adhesive magnets to the back of the loose circles.