



+



=

2

0

3



+



=

2

3

1



+

=

2

0

1



+

=

3

4

5





+



=

7

5

6



+




=


5

6

4



+



=

8

9

7



+




=


8

7

6



+




=


10

8

9



+




=

8

10

9

# Jelly Bean Addition Cards



Instructions: Print on cardstock cut out and laminate.  
Children count add (or count) the jelly beans and put  
a marker on the correct number circle ... You can also  
attach a clothes pin to the correct number.

[childcareland.com](http://childcareland.com)

## Markers

