



2

1

0



1

0

2



3

2

1



2

3

4



4

5

3



6

4

5



5

6

7



8

7

6



7

9

8



9

8

10



11

10

9



10

12

11



12	11	13
----	----	----



14	13	12
----	----	----



13	15	14
----	----	----



15	14	16
----	----	----



17	16	15
----	----	----



16	18	17
----	----	----



18	17	19
----	----	----



20	19	18
----	----	----



19	21	20
----	----	----



21	20	22
----	----	----



23	22	21
----	----	----



22	24	23
----	----	----



24	23	25
----	----	----



26	25	24
----	----	----



25	27	26
----	----	----



27	26	28
----	----	----




29	28	27
----	----	----



28	30	29
----	----	----



30	29	0
----	----	---





2

1

0



1

0

2



3

2

1



2

3

4



4

5

3



6

4

5



5

6

7



8

7

6



7

9

8



9

8

10



11

10

9



10

12

11



12	11	13
----	----	----



14	13	12
----	----	----



13	15	14
----	----	----



15	14	16
----	----	----



17	16	15
----	----	----



16	18	17
----	----	----



18	17	19
----	----	----



20	19	18
----	----	----



19	21	20
----	----	----



21	20	22
----	----	----



23	22	21
----	----	----



22	24	23
----	----	----



24	23	25
----	----	----



26	25	24
----	----	----



25	27	26
----	----	----



27	26	28
----	----	----




29	28	27
----	----	----




28	30	29
----	----	----



30	29	0
----	----	---



Ice Cream Number Clip



Instructions: Print on cardstock paper ... cut out and laminate. Children put a clothespin on the number that matches the number on the ice cream cone. I have also included cover-ups that you can print if you do not want to use clothespins.