



0

2	1	0
---	---	---




1

1	0	2
---	---	---




2

3	2	1
---	---	---




3


2	3	4
---	---	---




4 5 3



6 4 5



5 6 7



8 7 6



7	9	8
---	---	---




9	8	10
---	---	----




11	10	9
----	----	---




10	12	11
----	----	----



12	11	13
----	----	----



14	13	12
----	----	----



13	15	14
----	----	----



15	14	16
----	----	----



17	16	15
----	----	----



16	18	17
----	----	----



18	17	19
----	----	----



20	19	18
----	----	----



19	21	20
----	----	----



21	20	22
----	----	----



23	22	21
----	----	----



22	24	23
----	----	----



24	23	25
----	----	----



26	25	24
----	----	----



25	27	26
----	----	----



27	26	28
----	----	----




29	28	27
----	----	----




28	30	29
----	----	----



30	29	0
----	----	---



Ice Cream Number Clip



Instructions: Print on cardstock paper ... cut out and laminate. Children put a clothespin on the number that matches the number on the ice cream cone. I have also included cover-ups that you can print if you do not want to use clothespins.