



Heart

Count and Graph Book



www.childcareland.com




--	--	--	--	--	--	--	--	--	--

www.childcareland.com




www.childcareland.com




www.childcareland.com



www.childcareland.com



www.childcareland.com



--	--	--	--	--	--	--	--	--	--

www.childcareland.com



--	--	--	--	--	--	--	--	--	--

www.childcareland.com



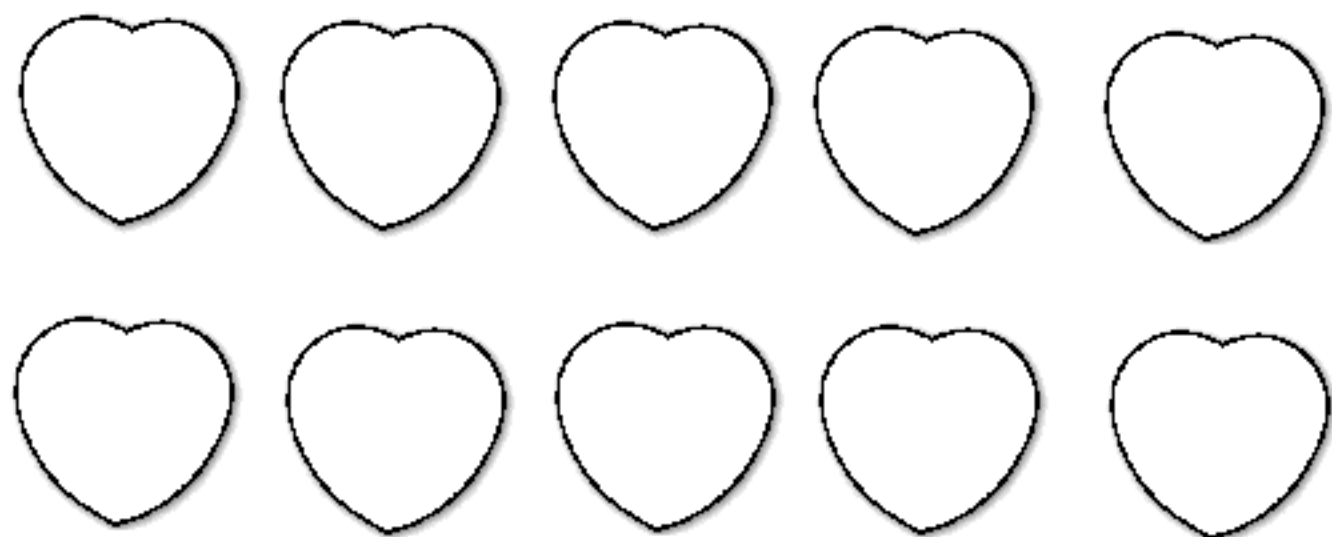
--	--	--	--	--	--	--	--	--	--

www.childcareland.com



--	--	--	--	--	--	--	--	--	--

www.childcareland.com



--	--	--	--	--	--	--	--	--	--

www.childcareland.com

Instructions: Print book and assemble. To make the book more of a challenge arrange the pages out of order. Children count the number of hearts on each page and graph how many they counted by filling in the squares at the bottom of the page. Children can color the squares in ... put small stickers in the squares... dip their finger in paint and put a fingerprint in each square. I have also include squares that can be cut and glued onto the blank squares.

www.childcareland.com

