




Heart
Alphabet
Tracing
Strips

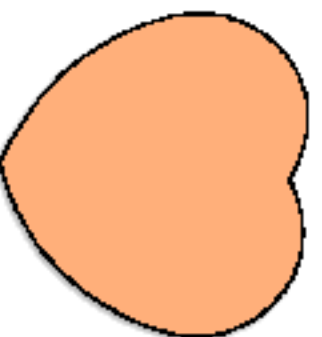
www.childcareland.com




www.childcareland.com



www.childcareland.com

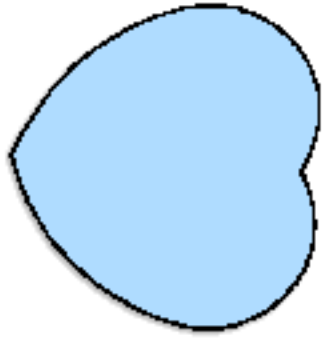


www.childcareland.com




www.childcareland.com

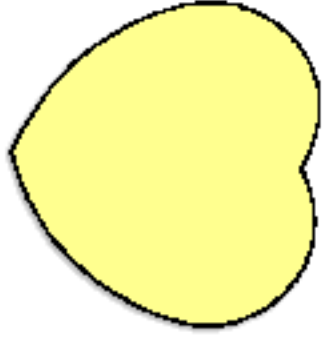
www.childcareland.com





www.childcareland.com



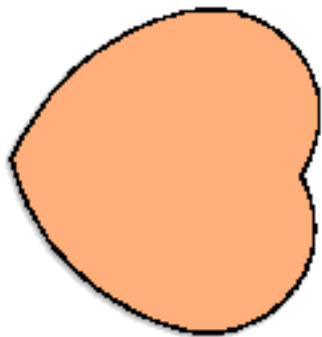
www.childcareland.com




www.childcareland.com



www.childcareland.com




www.childcareland.com




This block contains a dotted uppercase letter 'C' and a dotted lowercase letter 'c' for tracing. To the right is a solid green heart shape.

www.childcareland.com




This block contains a dotted uppercase letter 'K' and a dotted lowercase letter 'k' for tracing. To the right is a solid blue heart shape.

www.childcareland.com




This block contains a dotted uppercase letter 'L' and a dotted lowercase letter 'l' for tracing. To the right is a solid red heart shape.

www.childcareland.com



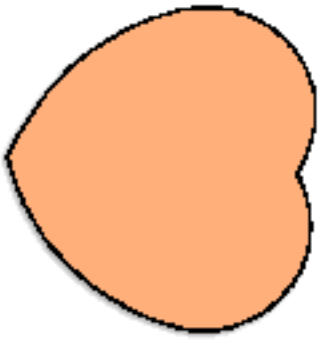

This block contains a dotted uppercase letter 'E' and a dotted lowercase letter 'e' for tracing. To the right is a solid yellow heart shape.

www.childcareland.com





This block contains a dotted uppercase letter 'U' and a dotted lowercase letter 'u' for tracing. To the right is a solid purple heart shape.

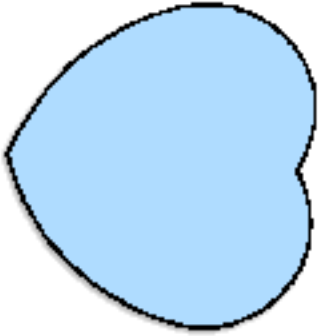
www.childcareland.com




www.childcareland.com



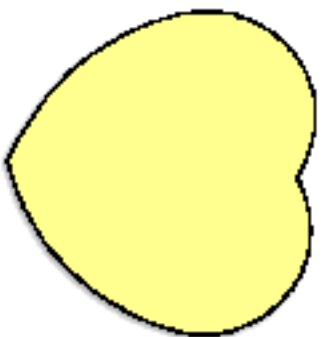
www.childcareland.com



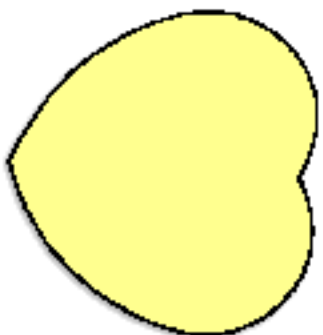

www.childcareland.com




www.childcareland.com



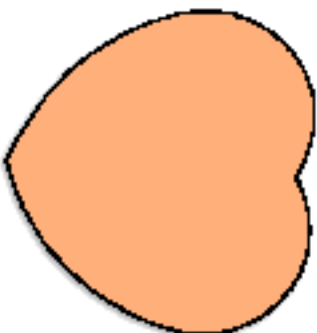
www.childcareland.com





www.childcareland.com



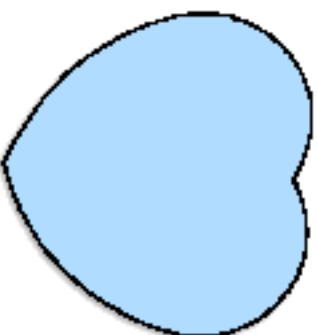
www.childcareland.com

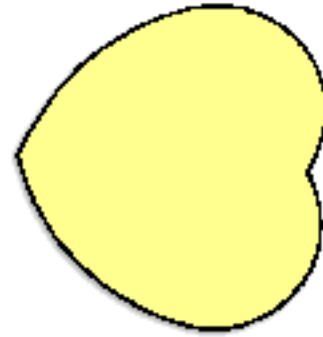
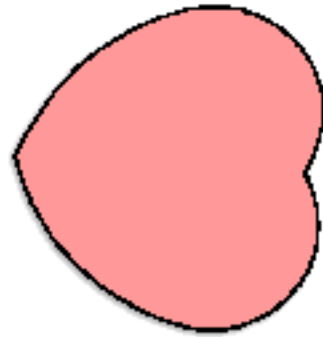


www.childcareland.com




www.childcareland.com





The End!!



Instructions: Print on cardstock cut out and laminate. You can punch a whole on the top and attach a book ring or leave the pieces loose. Children can use a dry erase marker or their finger to trace over the letters.