

A

B

A

C

B

C

A

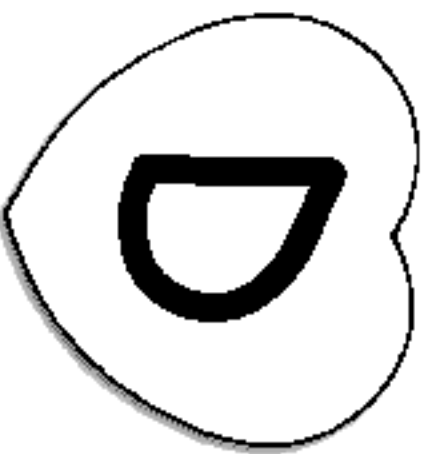
B

C

B

D

C



childcareland.com



childcareland.com



childcareland.com

G

H

G

F

H

H

I

G

I

I

H

J

I

J

K

J

K

J

L

K

M

L

K

L

N

M

L

M

M

O

N


N

N

O

P

O



R

T

S

S

T

S

U


T

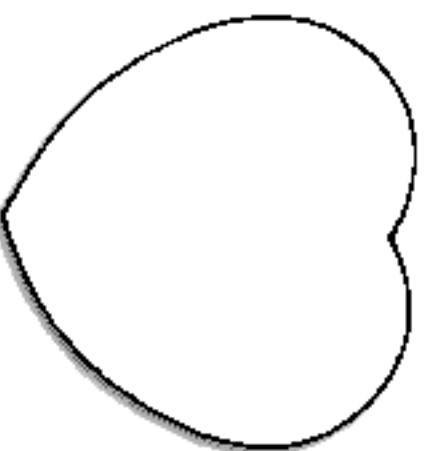

T

U

V

U





Heart

Alphabet

Clothes

Pin Cards

A

b

a

c

B

c

a

b

C

b

d

c

D

d

c

e

E

e

f

p

F

g

e

f

f

g

h

G

g

i

h


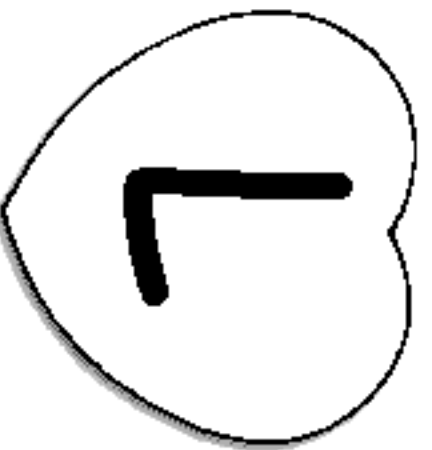
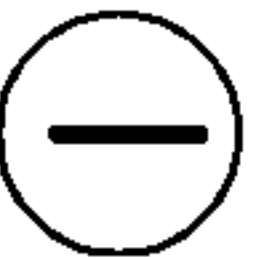
H

j

h

i

I



n

m

l

W

m

o

n

N

n

o

p

O

P

p

p

o

Q

r

p

q

R

q

r

s

S

s

t

r

T

u

s



t


U


v

u

t







Heart Alphabet Clothes Pin Cards

Instructions: Print on cardstock paper ... cut out and laminate. Children put a clothes pin on the circle with the matching letter on each card. You can also put the clothes pin on the circle of the letter that comes before or after the letter on the hearts. I have included circles that can be used to cover the matching letters for those who do not want to use clothes pins.