





12



twelve







13




thirteen



















19



nineteen









## Hat Number Match

[www.childcareland.com](http://www.childcareland.com)

Instructions: Print on cardstock paper ... cut out and laminate. Lay number hats on floor or table and have children put the correct number word and number dots hat on the matching number hat. Children can also put hats in numerical order.

I have also included a mat for children to put the matching hats on.