

A grid of 20 circles arranged in 5 rows and 4 columns. Each circle contains a single uppercase letter in a bold, sans-serif font. The letters are: Row 1: A, B, C, D; Row 2: E, F, G, H; Row 3: I, J, K, L; Row 4: M, N, O, P; Row 5: Q, R, S, T.

A

B

C

D

E

F

G

H

I

J

K

L

M

N

O


P

Q

R

S

T



a

b

c

d

e

f

g

h

i

j

k

l

m

n

o





p

q

r

s

t



# Gingerbread Alphabet Match

Instructions: Print on cardstock paper ... cut out and laminate. Children place the matching letter circle in the blank circle below each gingerbread. You can attach velcro to the back of the letter circles and in the blank circle to hold the pieces together.