





# Gingerbread Alphabet Match Book







childcareland.com




childcareland.com




childcareland.com





childcareland.com



childcareland.com



childcareland.com




childcareland.com





The End!!

childcareland.com

# Gingerbread Alphabet Match Book







childcareland.com





childcareland.com





childcareland.com






childcareland.com



childcareland.com



childcareland.com




childcareland.com



The End!!

childcareland.com





Instructions: Print book and assemble. Cut letter squares out and glue in the correct blank square next to the gingerbread that the letter matches.

a

b

c

d

e

f

g

h

i

j

k

l

m

n

o

p

q

r

s

t

u

v

w

x

y

z