





0



1



2






3



4



5






6



7



8





9



10



11





12



13



14





15



16



17






18




19



20





21



22



23









24



25




26





27



28



29





30



0

1

2

3

4

5

6

7

8

9

10

11

12

13

14

15

16

17

18

19

20

21

22

23

24

25

26

27

28

29

30

# Flower Number Matching Cards

Instructions: Print on cardstock paper ... cut out and laminate. Children put the correct number square in the blank square to match the number on each number card. You can also attach velcro or magnets to the loose cards and blank squares to help secure the pieces.