

○

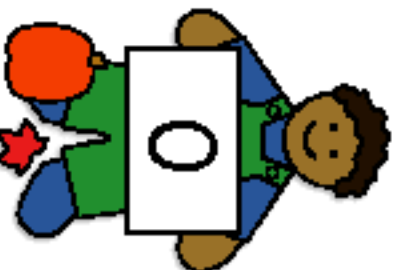
Addition Sticks

0 To 10



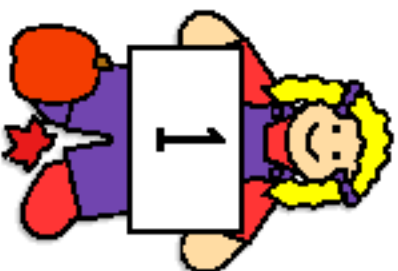
www.childcareland.com

○



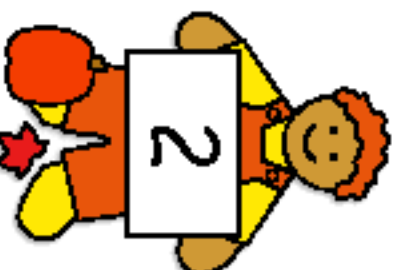
$0+0=0$
 $0+1=1$
 $0+2=2$
 $0+3=3$
 $0+4=4$
 $0+5=5$
 $0+6=6$
 $0+7=7$
 $0+8=8$
 $0+9=9$
 $0+10=10$

○



$1+0=1$
 $1+1=2$
 $1+2=3$
 $1+3=4$
 $1+4=5$
 $1+5=6$
 $1+6=7$
 $1+7=8$
 $1+8=9$
 $1+9=10$
 $1+10=11$

○



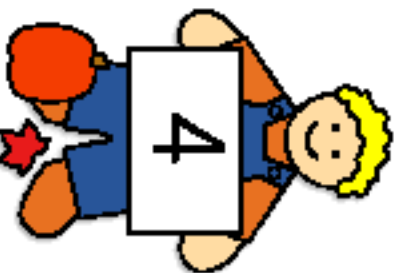
$2+0=2$
 $2+1=3$
 $2+2=4$
 $2+3=5$
 $2+4=6$
 $2+5=7$
 $2+6=8$
 $2+7=9$
 $2+8=10$
 $2+9=11$
 $2+10=12$

○



$3+0=3$
 $3+1=4$
 $3+2=5$
 $3+3=6$
 $3+4=7$
 $3+5=8$
 $3+6=9$
 $3+7=10$
 $3+8=11$
 $3+9=12$
 $3+10=13$

○



$4+0=4$

$4+1=5$

$4+2=6$

$4+3=7$

$4+4=8$

$4+5=9$

$4+6=10$


$4+7=11$

$4+8=12$

$4+9=13$

$4+10=14$

○



$5+0=5$

$5+1=6$

$5+2=7$

$5+3=8$

$5+4=9$

$5+5=10$

$5+6=11$

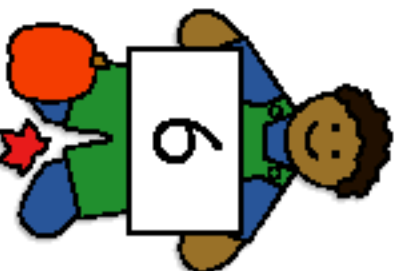
$5+7=12$

$5+8=13$

$5+9=14$

$5+10=15$

○



$6+0=6$

$6+1=7$

$6+2=8$

$6+3=9$

$6+4=10$

$6+5=11$

$6+6=12$


$6+7=13$

$6+8=14$

$6+9=15$

$6+10=16$

○



$7+0=7$

$7+1=8$

$7+2=9$

$7+3=10$

$7+4=11$

$7+5=12$

$7+6=13$

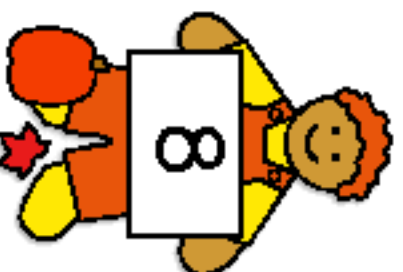
$7+7=14$

$7+8=15$

$7+9=16$

$7+10=17$

○



$8+0=8$

$8+1=9$

$8+2=10$

$8+3=11$

$8+4=12$

$8+5=13$

$8+6=14$

$8+7=15$

$8+8=16$

$8+9=17$

$8+10=18$



$9+0=9$

$9+1=10$

$9+2=11$

$9+3=12$

$9+4=13$

$9+5=14$


$9+6=15$

$9+7=16$

$9+8=17$

$9+9=18$

$9+10=19$



$10+0=10$

$10+1=11$

$10+2=12$

$10+3=13$

$10+4=14$

$10+5=15$

$10+6=16$

$10+7=17$

$10+8=18$

$10+9=19$

$10+10=20$

Instructions: Print on cardstock ... cut and laminate. Attach a book ring.