

# Fall Leaf Alphabet Match Book



[www.childcareland.com](http://www.childcareland.com)



[www.childcareland.com](http://www.childcareland.com)




[www.childcareland.com](http://www.childcareland.com)



[www.childcareland.com](http://www.childcareland.com)



[www.childcareland.com](http://www.childcareland.com)



[www.childcareland.com](http://www.childcareland.com)




[www.childcareland.com](http://www.childcareland.com)




The End!!

[www.childcareland.com](http://www.childcareland.com)



Instructions: Print book and assemble. Cut letter squares out and glue in the correct blank square next to the leaf that the letter matches.



Instructions: Print book and assemble. Cut letter squares out and glue in the correct blank square next to the leaf that the letter matches.