

A

B

C

D

E

F

G

H

I

J

K

L

M

N

O




P

Q

R

S

T



a

b

c

d

e

f

g

h

i

j

k

l

m

n

o

p

q

r

s

t

u

v

w

x

y

z

Fall Corn Letter Sorting

Instructions: Print on cardstock paper ... cut out and laminate. Children put the correct letter squares on each card. You can use self-adhesive magnets or velcro on the cards and letter squares to the the letter squares stay on the cards. You can also punch a hole in each card and attach them together with a metal book ring to make a ring book.