




red



yellow




blue



green



pink



purple



orange




brown



black









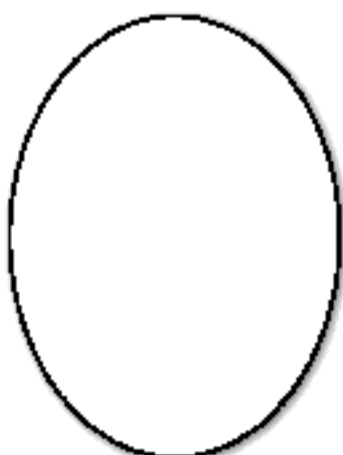








white



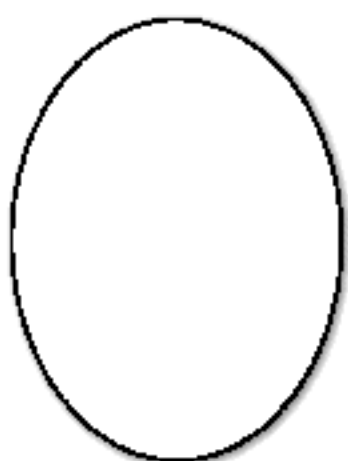






beige



gray





Egg Color Sorting Mats

Instructions: Print on cardstock and laminate color mats. Make as many copies of the eggs as you need. Cut eggs out and laminate. Children place the correct colored egg on the matching mat.

www.childcareland.com