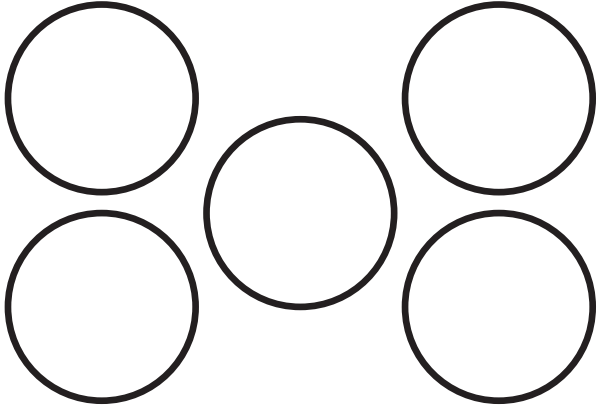
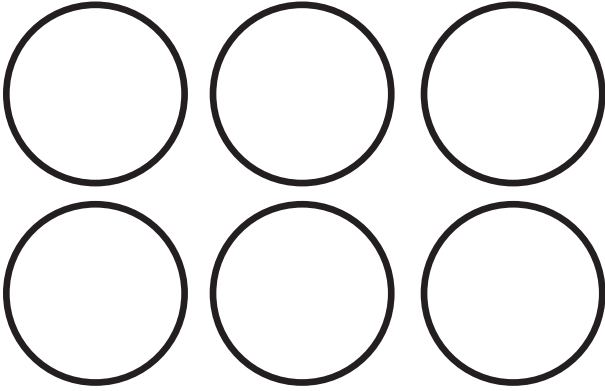



4



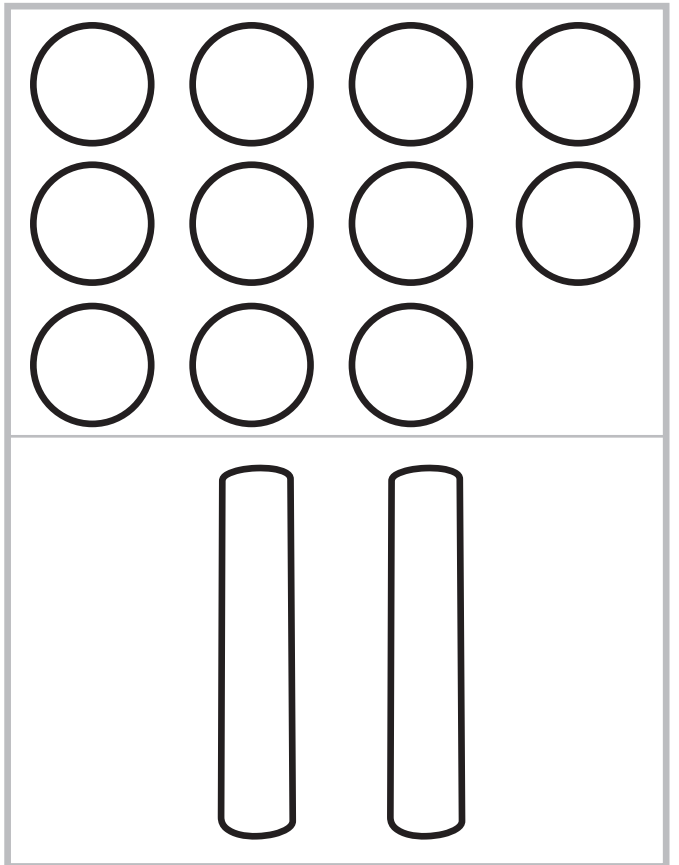

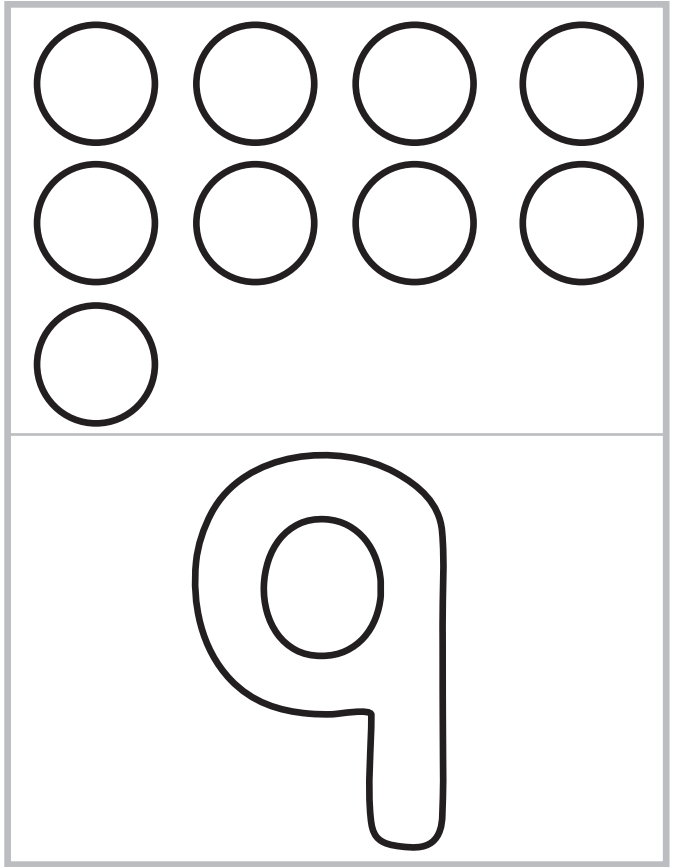
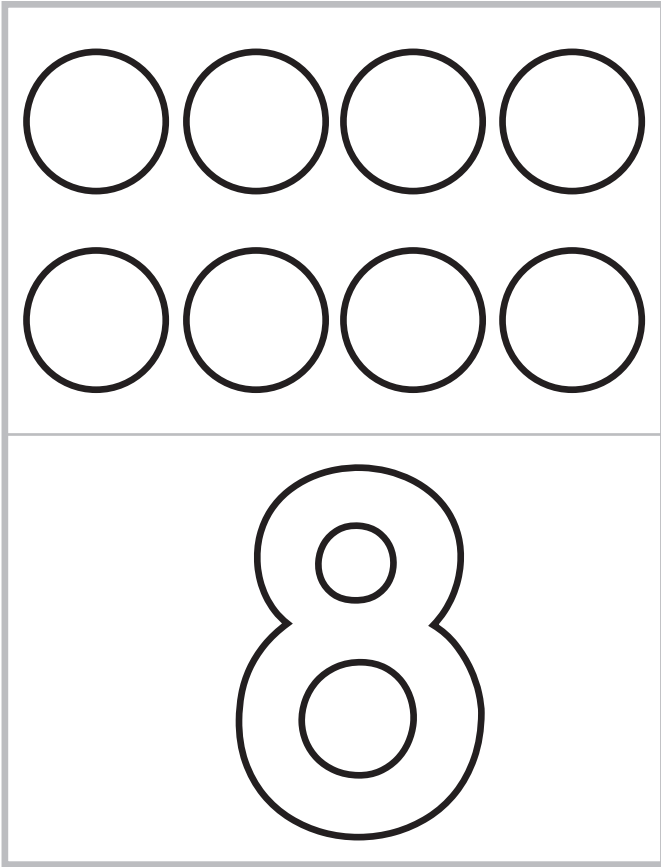
5




6




7







1 2




1 3



1 4




1 5




A ten-frame consisting of a 4x5 grid of circles. The first three rows are completely filled with circles, and the fourth row has one circle in the first column, representing the number 16.

16




A ten-frame consisting of a 4x5 grid of circles. The first three rows are completely filled with circles, and the fourth row has two circles in the first and second columns, representing the number 17.

17




A ten-frame consisting of a 4x5 grid of circles. The first three rows are completely filled with circles, and the fourth row has three circles in the first, second, and third columns, representing the number 18.

18



A ten-frame consisting of a 4x5 grid of circles. The first three rows are completely filled with circles, and the fourth row has four circles in the first, second, third, and fourth columns, representing the number 19.

19



0

0

1

1

2

2

3

3

4

4

5

5



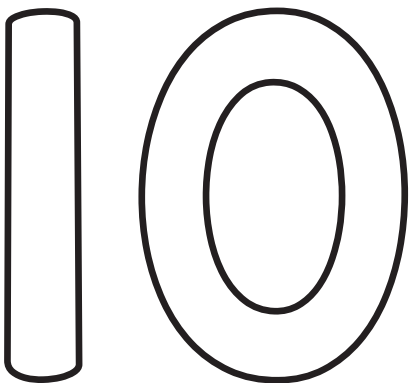
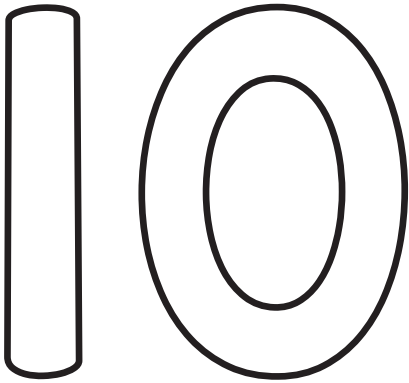




6

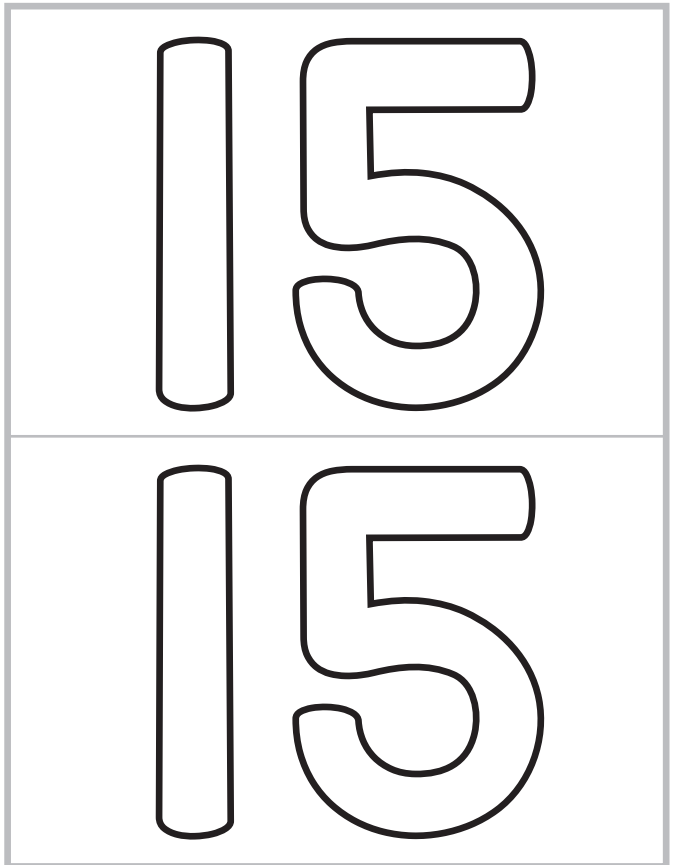
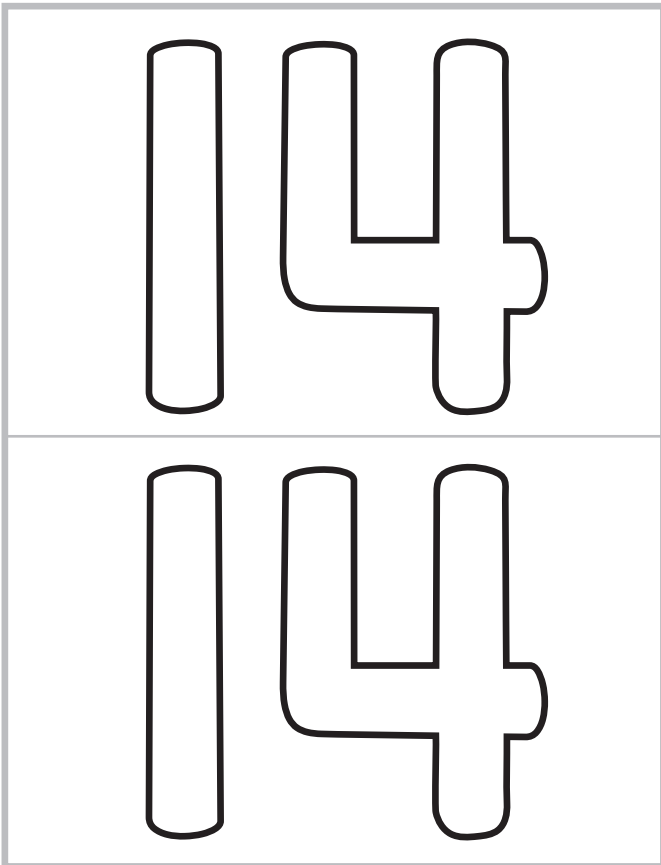
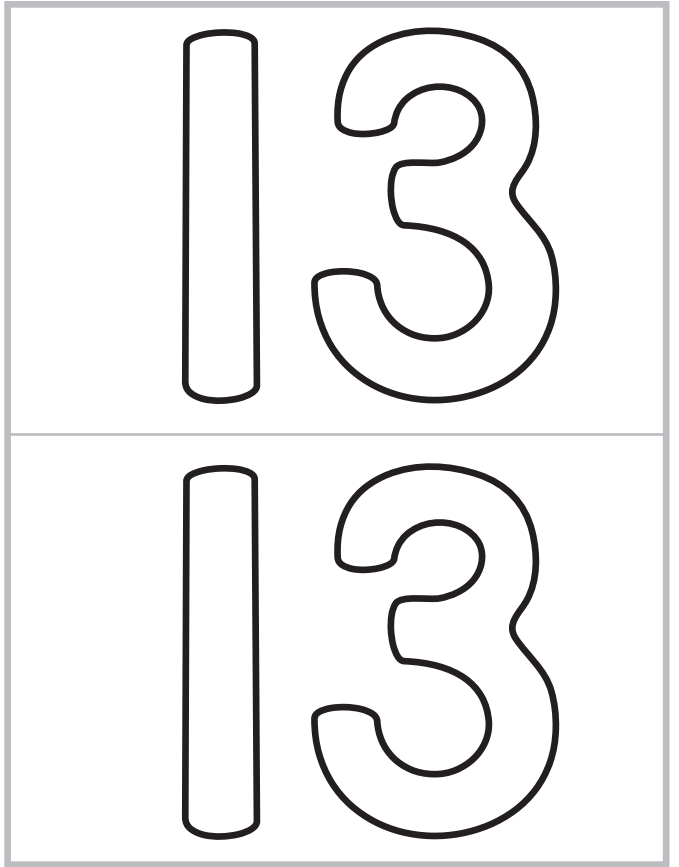

6

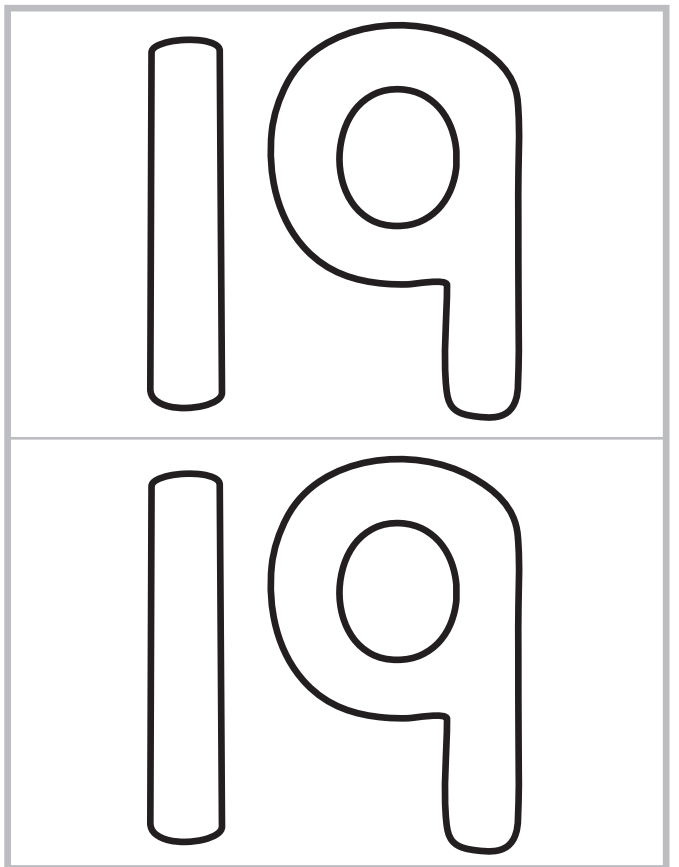
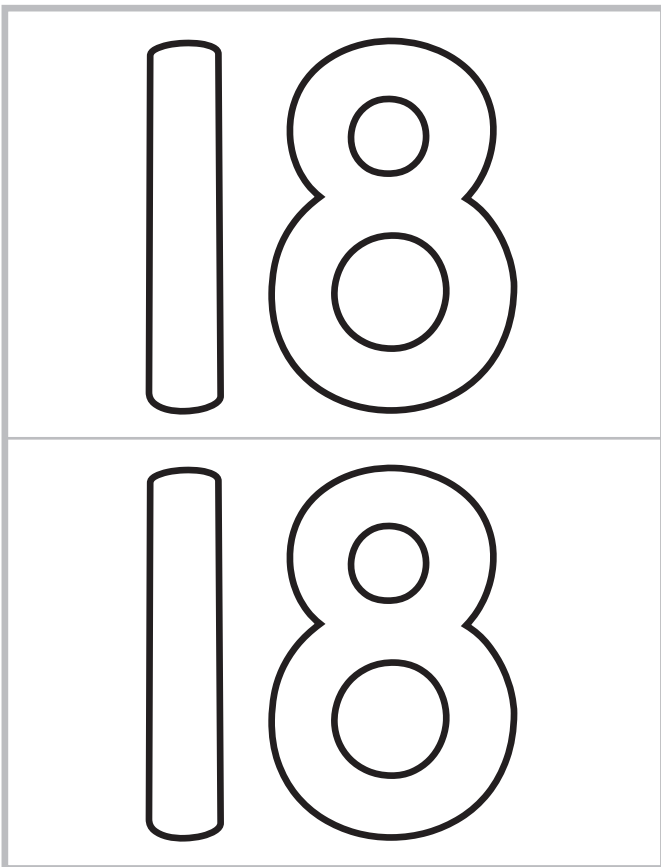
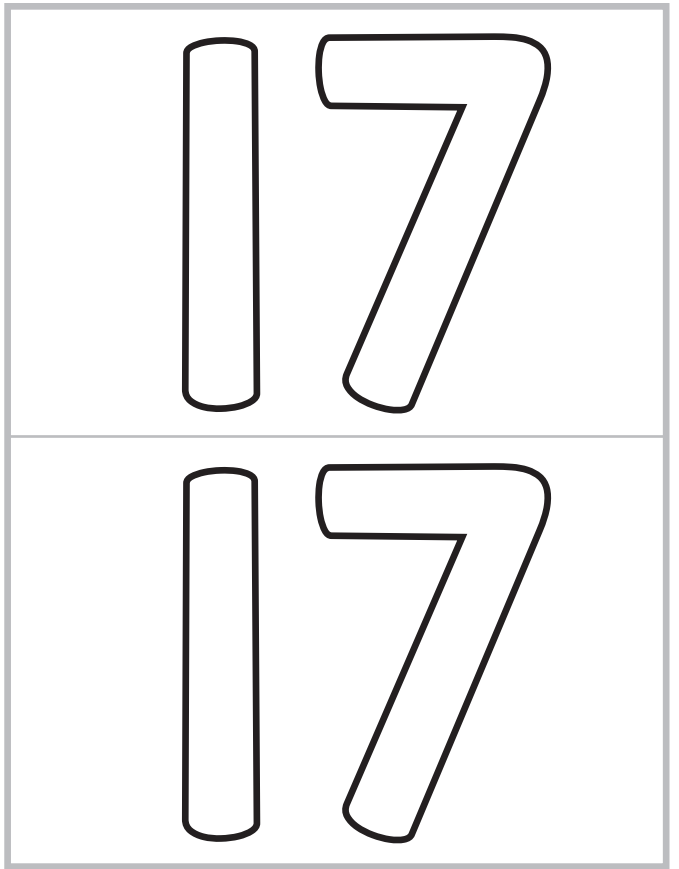

7

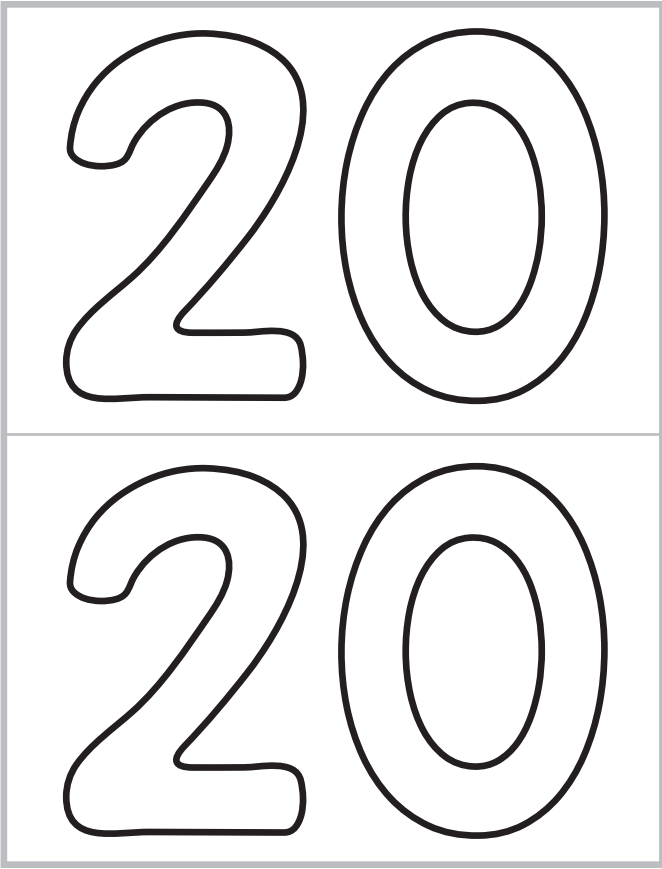
7



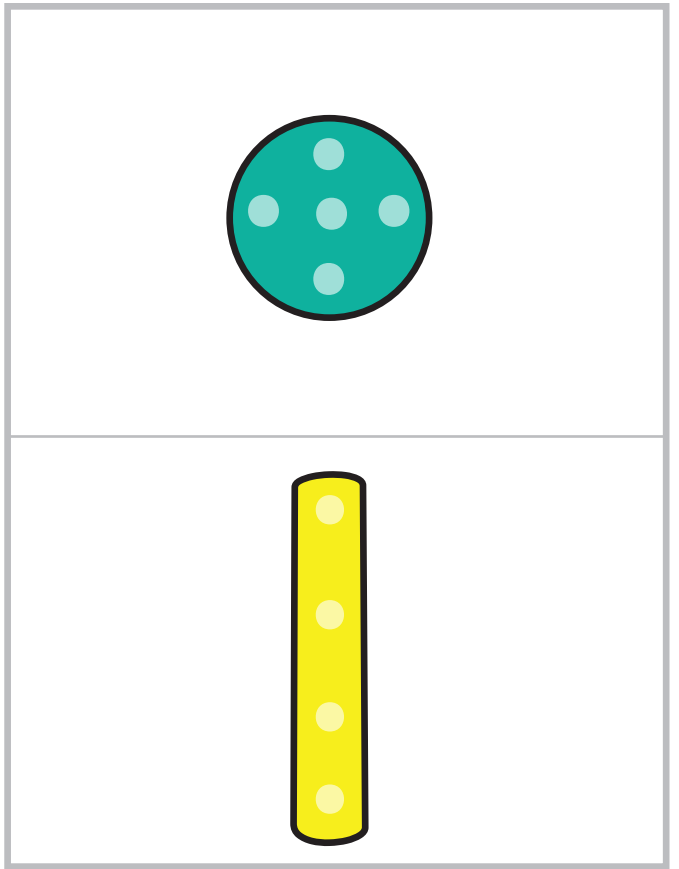













A 2x2 grid of four colorful polka-dot circles: red (top-left), yellow (top-right), teal (bottom-left), and green (bottom-right). Below the grid is a large orange number 4 with white polka dots.

A 2x3 grid of five colorful polka-dot circles: red (top-left), yellow (top-middle), teal (top-right), orange (bottom-left), and pink (bottom-right). Below the grid is a large purple number 5 with white polka dots.

A 2x3 grid of six colorful polka-dot circles: red (top-left), yellow (top-middle), blue (top-right), green (bottom-left), orange (bottom-middle), and purple (bottom-right). Below the grid is a large pink number 6 with white polka dots.

A 2x4 grid of seven colorful polka-dot circles: red (top-left), yellow (top-middle-left), blue (top-middle-right), green (top-right), orange (bottom-left), purple (bottom-middle-left), and pink (bottom-middle-right). Below the grid is a large teal number 7 with white polka dots.

A grid of eight colorful polka-dot circles arranged in two rows of four. The top row contains teal, pink, purple, and orange circles. The bottom row contains green, blue, yellow, and teal circles. Below the circles is a large red number 8 with white polka dots.

A grid of nine colorful polka-dot circles arranged in three rows. The top row has four circles (pink, teal, purple, orange), the middle row has two (green, blue), and the bottom row has one (teal). Below the circles is a large yellow number 9 with white polka dots.

A grid of ten colorful polka-dot circles arranged in three rows. The top row has four circles (yellow, green, orange, purple), the middle row has three (teal, pink, red), and the bottom row has two (green, orange). Below the circles is a large blue number 10 with white polka dots.

A grid of ten colorful polka-dot circles arranged in three rows. The top row has four circles (blue, orange, purple, pink), the middle row has three (yellow, teal, red), and the bottom row has two (orange, purple). Below the circles are two large green vertical bars with white polka dots.


1 2

1 3


1 4

1 5







16




17



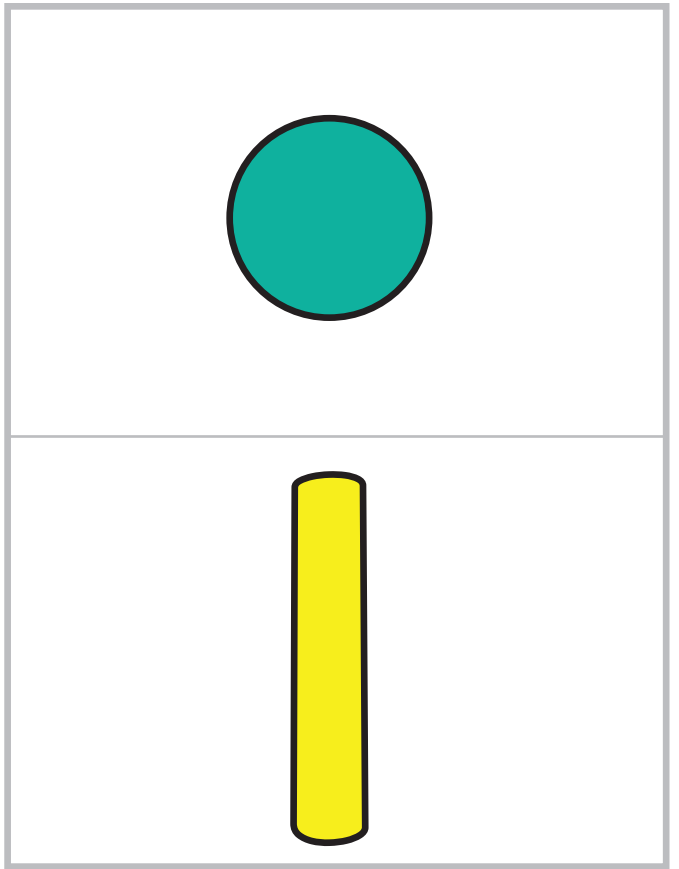




18




19









4



5



6




7

A grid of eight colorful circles arranged in two rows of four. The top row contains teal, pink, purple, and orange circles. The bottom row contains green, blue, yellow, and teal circles. Below the circles is a large red number 8.


A grid of nine colorful circles arranged in three rows. The top row has four circles (pink, teal, purple, orange), the middle row has four circles (green, blue, red, pink), and the bottom row has one teal circle. Below the circles is a large yellow number 9.

A grid of ten colorful circles arranged in three rows. The top row has four circles (yellow, green, orange, purple), the middle row has four circles (teal, pink, red, yellow), and the bottom row has two circles (green, orange). Below the circles is a large blue number 10.


A grid of ten colorful circles arranged in three rows. The top row has four circles (blue, orange, purple, pink), the middle row has four circles (yellow, teal, red, blue), and the bottom row has three circles (orange, purple, yellow). Below the circles are two large green vertical bars.




12




13




14




15




16




17





18


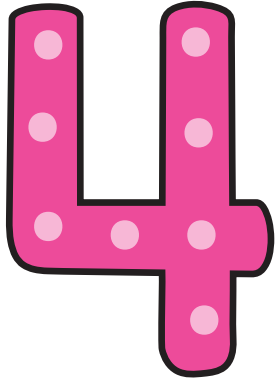


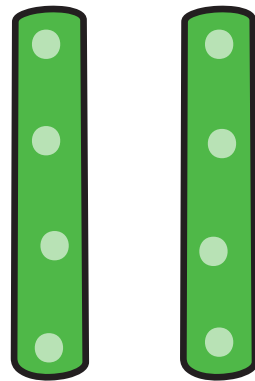

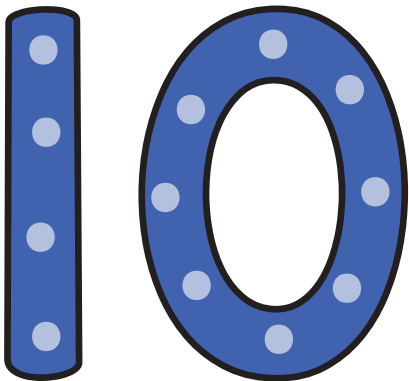



19








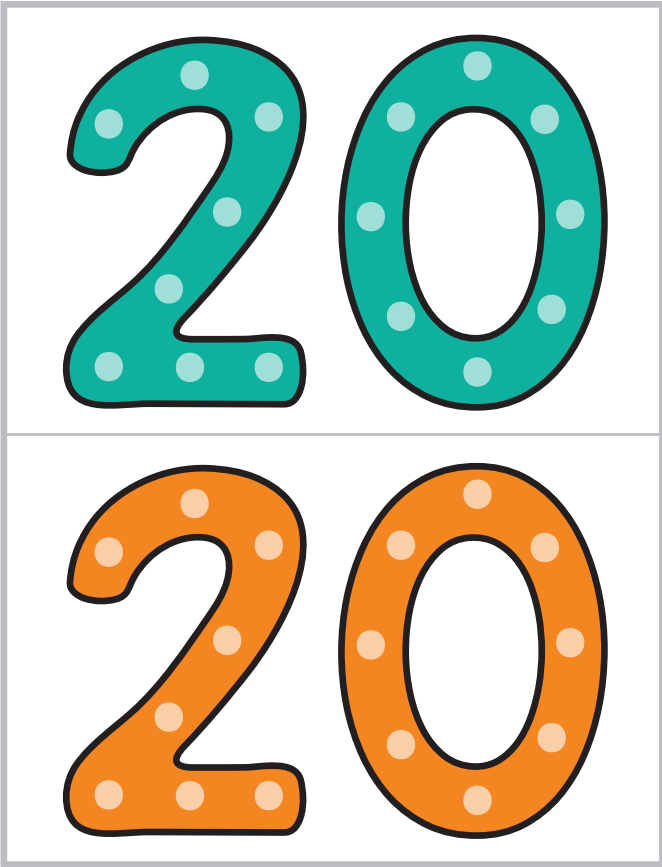
















4

4

5

5





6

6

7

7





1 2

1 2

1 3

1 3

1 4

1 4

1 5

1 5

16

16

17

17

18

18

19

19

20

20

# Dotty Number Puzzles



Instructions: print on cardstock paper cut out and laminate. Cut along the center line on each number card. Children find the two matching halves to form the complete number.